

Corporate Parenting Panel AGENDA

DATE: Tuesday 11 January 2011

TIME: 6.00 pm

VENUE: Committee Room 6,
Harrow Civic Centre

MEMBERSHIP (Quorum 3)

Chairman: Councillor Mitzi Green

Councillors:

Margaret Davine
William Stoodley

Husain Akhtar
Christine Bednell (VC)
Janet Mote

Reserve Members:

1. Brian Gate
2. Raj Ray
3. Varsha Parmar

1. Lynda Seymour
2. Mark Versallion
3. John Nickolay

Contact: Mark Doherty, Acting Democratic Services Officer
Tel: 020 8416 8050 E-mail: mark.doherty@harrow.gov.uk

AGENDA - PART I

1. ATTENDANCE BY RESERVE MEMBERS

To note the attendance at this meeting of any duly appointed Reserve Members.

Reserve Members may attend meetings:-

- (i) to take the place of an ordinary Member for whom they are a reserve;
- (ii) where the ordinary Member will be absent for the whole of the meeting; and
- (iii) the meeting notes at the start of the meeting at the item 'Reserves' that the Reserve Member is or will be attending as a reserve;
- (iv) if a Reserve Member whose intention to attend has been noted arrives after the commencement of the meeting, then that Reserve Member can only act as a Member from the start of the next item of business on the agenda after his/her arrival.

2. DECLARATIONS OF INTEREST

To receive declarations of personal or prejudicial interests, arising from business to be transacted at this meeting, from:

- (a) all Members of the Committee, Sub Committee, Panel or Forum;
- (b) all other Members present in any part of the room or chamber.

3. MINUTES (Pages 1 - 6)

That the minutes of the meeting held on 12 October 2010 be taken as read and signed as a correct record.

4. PUBLIC QUESTIONS

To receive questions (if any) from local residents or organisations under the provisions of Executive Procedure Rule 51 (Part 4D of the Constitution).

5. PETITIONS

To receive petitions (if any) submitted by members of the public/Councillors under the provisions of Executive Procedure Rule 49 (Part 4D of the Constitution).

6. DEPUTATIONS

To receive deputations (if any) under the provisions of Executive Procedure Rule 51 (Part 4D of the Constitution).

7. INFORMATION REPORT - ACTIVITY AND PERFORMANCE (Pages 7 - 40)

Report of the Corporate Director Children's Services.

8. DISPLAY FOR COUNCILLORS (Pages 41 - 44)

Report of the Corporate Director Children's Services.

9. ANY OTHER URGENT BUSINESS

Which cannot otherwise be dealt with.

CORPORATE PARENTING PANEL

MINUTES

12 OCTOBER 2010

- Chairman:** Councillor Mitzi Green
- Councillors:** * Husain Akhtar * Brian Gate (1)
* Christine Bednell (Vice-Chairman in the Chair) * Janet Mote
* Margaret Davine * William Stoodley
- In attendance: (Councillors)** * Mark Versallion Minute 16

* Denotes Member present
(1) Denotes category of Reserve Member

11. Attendance by Reserve Members

RESOLVED: To note the attendance at this meeting of the following duly appointed Reserve Member:-

<u>Ordinary Member</u>	<u>Reserve Member</u>
Councillor Mitzi Green	Councillor Brian Gate

12. Declarations of Interest

RESOLVED: To note that there were no declarations of interests made.

13. Minutes

RESOLVED: That the minutes of the meeting held on 21 July 2010, be taken as read and signed as a correct record subject to the inclusion of the following paragraph at the end of Minute 9, Teenage Placement Strategy:

Members expressed concern that the Teenage Placement Strategy had been referred to Cabinet without being considered by the Corporate Parenting Panel prior to its referral.

14. Public Questions, Petitions and Deputations

RESOLVED: To note that no public questions or petitions were received or deputations put at this meeting.

RECOMMENDED ITEM

15. RECOMMENDATION REPORT - Children in Care Council

An officer introduced a report of the Corporate Director Children's Services, which set out the progress made in formalising the terms of reference of Harrow's Children in Care Council, and the drafting of the Harrow Pledge.

He advised that:

- the Children in Care Council would now be known as Beyond Limits;
- the purpose of the Harrow Pledge was to provide a publicly available document that would explain depth what children should expect from their Corporate Parents;
- officers in Children's Services shared the responsibility to deliver the Harrow Pledge as a corporate strategy.

Members of the Panel were pleased with the work undertaken, and congratulated representatives of Beyond Limits present at the meeting in formalising the Harrow Pledge. They agreed that it would positively benefit young people in a pastoral and academic sense.

Resolved to RECOMMEND: (to Cabinet) That

- (1) the draft terms of reference be approved, in particular the interface proposals between Beyond Limits and the Corporate Parenting Panel;
- (2) the Harrow Pledge as outlined by Beyond Limits be adopted;
- (3) two non-voting members of Beyond Limits be appointed to the Corporate Parenting Panel.

Reason for Decision: To provide a forum for Children Looked After (CLA) to participate and influence policy, and enable them to discuss issues relating to their own direct experiences of the services they have received.

Care Matters-Time for Change 2007, stipulates that Local Authorities were expected to set up Children In Councils as a way of ensuring that children who were looked after had a voice.

It was also expected that local Children in Care Councils monitor the implementation of locally produced Pledges and in conjunction with Corporate Parenting Panels.

RESOLVED ITEMS

16. INFORMATION REPORT - Update on the Teenage Placement Strategy

The Divisional Director Safeguarding, Family Placement and Support, provided a verbal update on the progress made with the Teenage Placement Strategy. She advised that:

- placement pressure was most felt surrounding teenage Children Looked After (CLA). Earlier this year, three CLA Challenge Panels took place where placements of all CLA and care leavers aged sixteen plus were reviewed;
- there were 50 CLA either in or requiring semi-independent accommodation;
- the Leaving Care LEAN review being conducted in conjunction with Capita, included direct input from Care Leavers about what worked for them and how independent living support could be developed further;
- as a matter of good practice, foster carers and care leavers allowances were being reviewed to ensure that these remained relevant and appropriate;
- on 14 September 2010, Cabinet agreed to the change of use for the Honeypot Lane Children's Residential Unit. The new Unit would accommodate seven CLA aged 16-18 years living semi-independently as a stepping stone towards full independence;
- it was intended for the structure of the workforce at the Unit to be finalised by November 2010 to ensure that an appropriate skills mix was maintained. Stakeholders, staff, Unions and Partners had engaged positively in the consultation process and no complaints had been received about the proposed operating model. The Voluntary Severance Scheme (VSS) and possibilities of redeployment were being considered by existing employees' at the Unit. The intention was to fully implement the new Honeypot Lane operating model by April 2011. Dialogue with key partners, police and Health Services was ongoing to finalise the proposed operating model.

In response to questions, the officer advised that:

- the purpose of semi-independent units such as what was being proposed for Honeypot Lane, was to provide a resource to support CLA in the transition to full independence. All CLA requiring semi-independent accommodation would be assessed to gauge their readiness and suitability;

- Life Skills training for CLA was best provided where they were living, using the existing support networks available to the young person;
- the Life Skills Training Programme included a number of essential areas including practical training such as basic household maintenance. The training also sought to support young people with making and maintaining relationships, building networks and developing emotional resilience;
- the Life Skills Training Programme would be delivered in both one-to-one and small group based sessions. The frequency of formal training sessions would be increased, with foster carers implementing the skills learnt through the training at the earliest possible opportunity;
- CLA were fully supported in engaging with work experience opportunities.

RESOLVED: That the verbal update be noted.

17. INFORMATION REPORT - Activity and Performance

An officer introduced a report, which set out key data relating to Children Looked After (CLA) and children with Child Protection Plans (CPP). It also provided a performance position for National Indicators for Children's Social Care.

She advised that:

- there were approximately 131 CLA and 191 children with CPP from Harrow;
- there were 47 CLA from Brent currently placed in Harrow. Cross borough placement with neighbouring authorities was an area that needed to be considered in terms of impact on other local services;
- provisional results showed that 50% of Harrow CLA attained at least Level 4 in Maths and English at Key Stage Level 2 (KS2);
- provisional statistics showed that 11.8% of Harrow CLA attained 5 or more A* - C in their GCSE's, including Maths and English.

In response to questions, officers advised that:

- the academic data outlined in the report were provisional as official GCSE results for the 2010 academic year would not be published until January 2011;
- referral targets were set by the Divisional Director Safeguarding, Family Placement and Support, the Referral and Assessment Service Manager and the Performance Manager to improve the service provided;

- factors that contributed to certain National Indicator performance targets not being met were:
 - (i) challenges in recruiting and retaining qualified social workers;
 - (ii) cover arrangements to account for two members of staff from the Duty and Assessment Team who were currently on maternity leave;
 - (iii) the review of the statutory guidance (Working Together), meant that all assessments had to be undertaken by a qualified Social Worker. These assessments were previously carried out by Social Care Assistants;
 - (iv) the unrelenting nature of contracts and referrals received;
- the Social Work Reform Board and the Munro Review were being examined to identify strategies for recruiting and retaining qualified Social Workers;
- Foster Carers were approved by either the Local Authority or Independent Agencies. Children could be placed in different boroughs depending on their needs and placement availability;
- there were ongoing efforts to ensure that CLA from Harrow were placed with carers living in the borough;
- all adoption and special guardianship arrangements were granted through Court Orders;
- benchmarked figures detailing relationships and trends with neighbouring boroughs would be presented to a future meeting of the Panel;
- the current National Indicator figures as at September 2010 were positive, and would be presented to future meeting of the Panel.

RESOLVED: That

- 1) the report be noted;
- 2) benchmarked comparison figures with neighbouring boroughs be presented to a future meeting of the Panel;
- 3) the most recent National Indicator figures be presented to a future meeting of the Panel.

(Note: The meeting, having commenced at 6.00 pm, closed at 8.10 pm).

(Signed) COUNCILLOR CHRISTINE BEDNELL
(Vice-Chairman in the Chair)

This page is intentionally left blank

**REPORT FOR: CORPORATE
PARENTING PANEL**

Date:	11 January 2011
Subject:	INFORMATION REPORT – Activity and Performance
Key Decision:	No
Responsible Officer:	Catherine Doran, Corporate Director of Children’s Services
Exempt:	No
Enclosures:	1) CLA & CPP Activity and Performance Report; 2) CIN Census 2009/10 National Indicators, National and statistical neighbour comparison.

Section 1 – Summary

This report is for information and sets out key data relating to Children Looked After (CLA) and Children with Child Protection Plans (CPP), plus performance position for National Indicators for Children’s Social Care.

There is an attachment which provides information requested by panel members at the last meeting.

FOR INFORMATION

Section 2 – Report

Key Points:

- Data is shown to end of November 2010.
- Number of Looked After Children remains low. Number of children subject to Child Protection Plan remains high.
- 16 adoptions/SGOs granted since beginning of year (April) which is very strong performance.
- Timeliness of Initial Assessments is now measured to 10 working days (previously 7 working days). Current performance for this indicator is below target and below our performance last year, but above Statistical Neighbours and England average last year.
- Educational achievement indicators will be published in mid-December. A report will be tabled.
- A summary of published National Indicator performance and benchmarking is attached.

Options considered

Not applicable

Financial Implications

There are no financial implications arising from this report.

Risk Management Implications

The risk relating to workload and staffing for child protection is already included in the corporate risk register.

Risk included on Directorate risk register? Yes

Separate risk register in place? No

Corporate Priorities

- Improve support for vulnerable people

Section 3 - Statutory Officer Clearance

Name: Emma Stabler	<input checked="" type="checkbox"/>	on behalf of the Chief Financial Officer
Date: 6 December 2010		

Section 4 - Contact Details and Background

Papers

Contact:

David Harrington, Service Manager, Performance

020 8424 9248, david.harrington@harrow.gov.uk, or

Dipika Patel, Senior Performance Officer, Children's Social Care

020 8424 9258, dipika.patel@harrow.gov.uk



Corporate Parenting

January 2011

**CLA & CPP Activity
To end of November 2010**

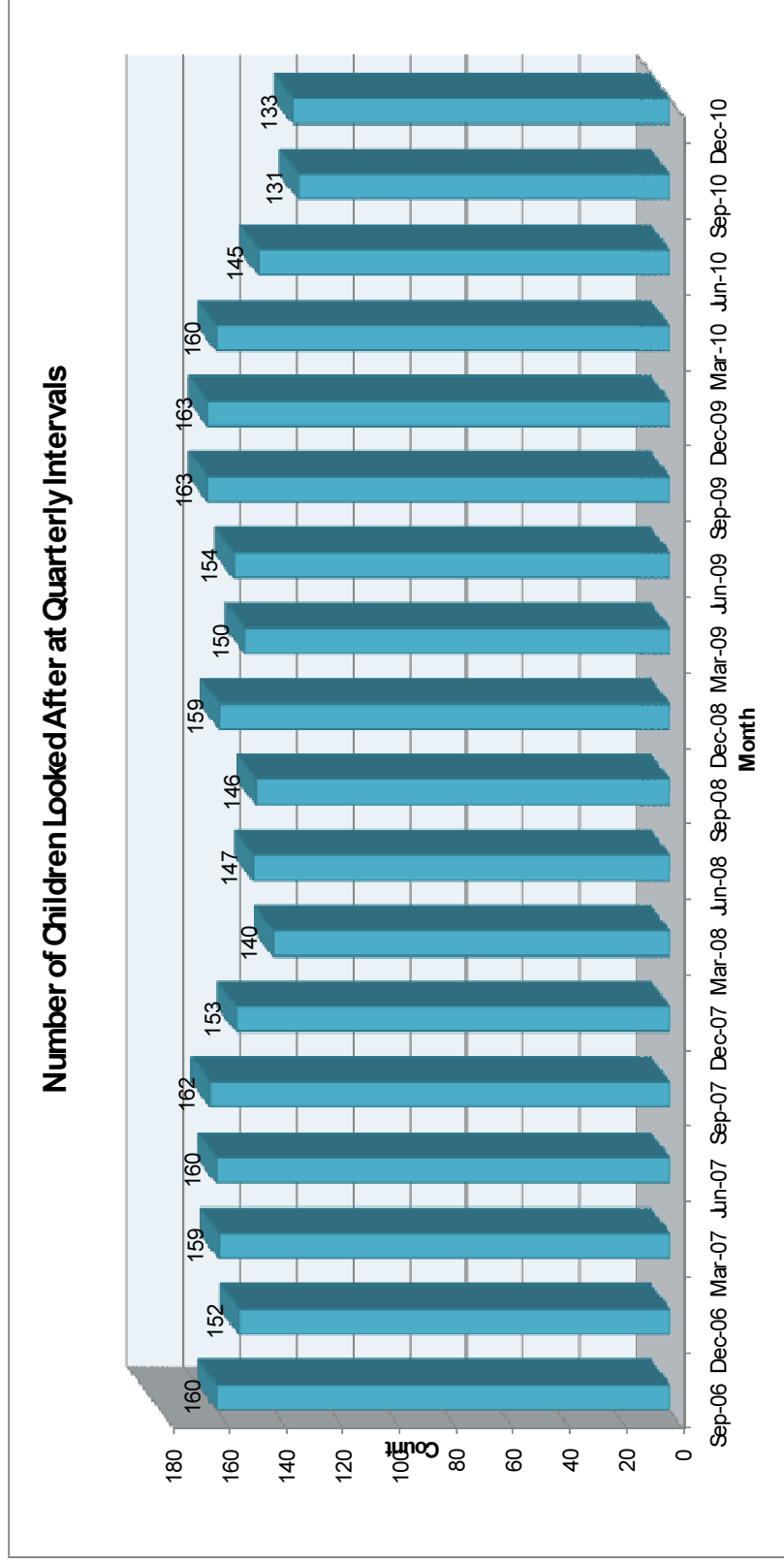
CONTENTS

1) SAFETY OF VULNERABLE CHILDREN (CHILDREN LOOKED AFTER)	3
2) CLA AGE AND GENDER BREAKDOWN	4
3) CLA AGE AND ETHNICITY BREAKDOWN	5
4) CLA BY ETHNICITY	6
5) CLA BY ETHNICITY & GENDER	7
6) CLA BY PLACEMENT TYPE	8
7) BREAKDOWN OF CATEGORY OF NEED OF CLA	9
8) CHILDREN LOOKED AFTER - OTHER DATA	10
9) SAFETY OF VULNERABLE CHILDREN (CHILDREN PROTECTION PLANS)	11
10) CHILDREN WHO HAVE A CPP BY AGE AND GENDER	12
11) ETHNICITY OF CHILDREN WITH A CHILD PROTECTION PLAN	13
12) ETHNICITY & GENDER BREAKDOWN OF CHILDREN WITH A CHILD PROTECTION PLAN	14
13) CPP BY CATEGORY OF ABUSE	15
14) CPP CATEGORY OF ABUSE BY ETHNICITY BREAKDOWN	16
15) DURATION OF CHILD PROTECTION PLANS	17
16) NUMBERS OF CHILDREN LOOKED AFTER & CHILDREN WITH CHILD PROTECTION PLAN	18
17) KEY PERFORMANCE INDICATORS	19

1) Safety of Vulnerable Children (Children Looked After)

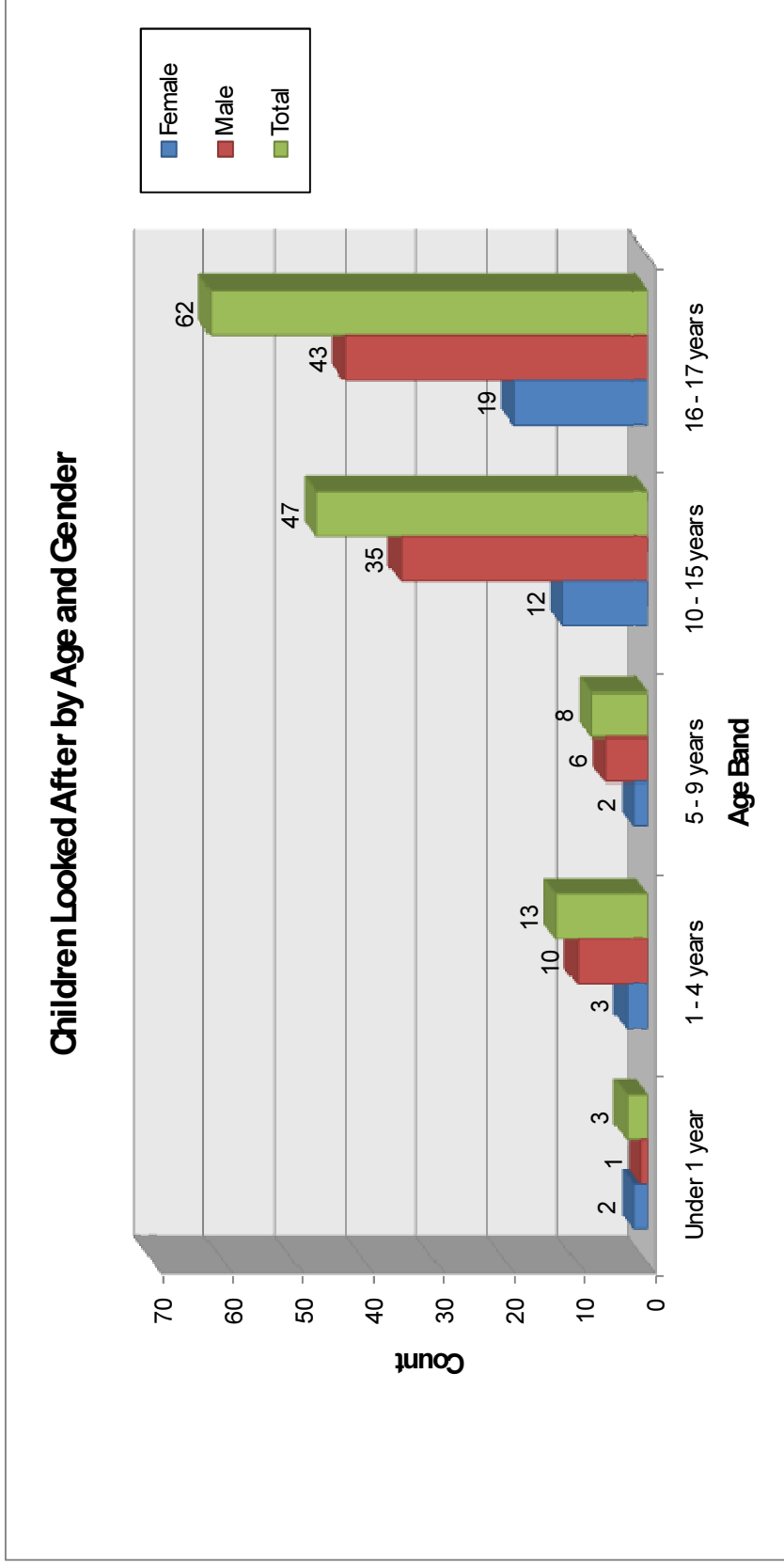
There were 133 children looked after in Harrow on 30 November 2010.

The bar chart below shows the number of children looked after by quarters from 2006.



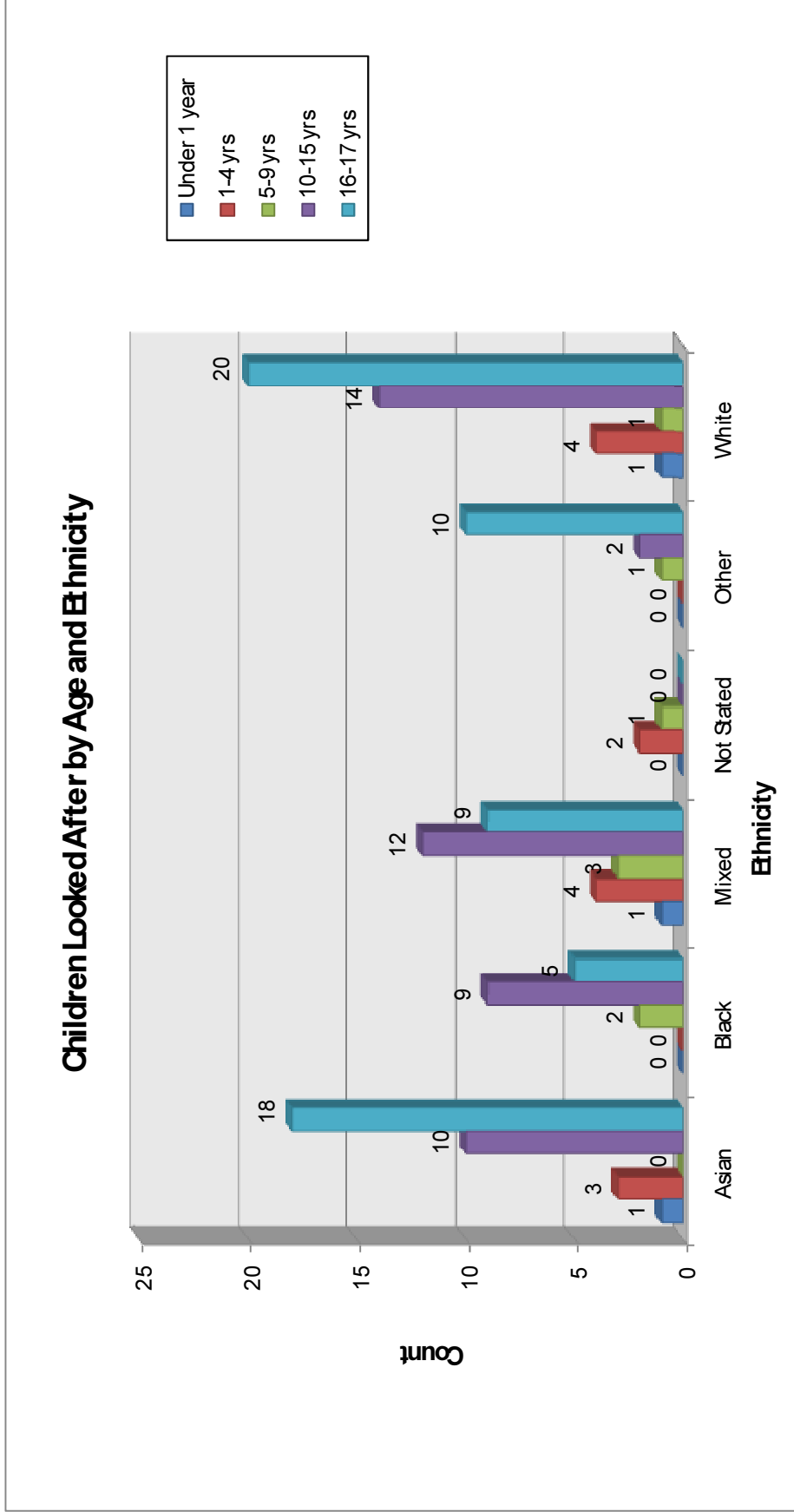
There are an additional 24 children receiving respite care / short term breaks (these are not included in the 133 looked after children).

2) CLA Age and Gender Breakdown

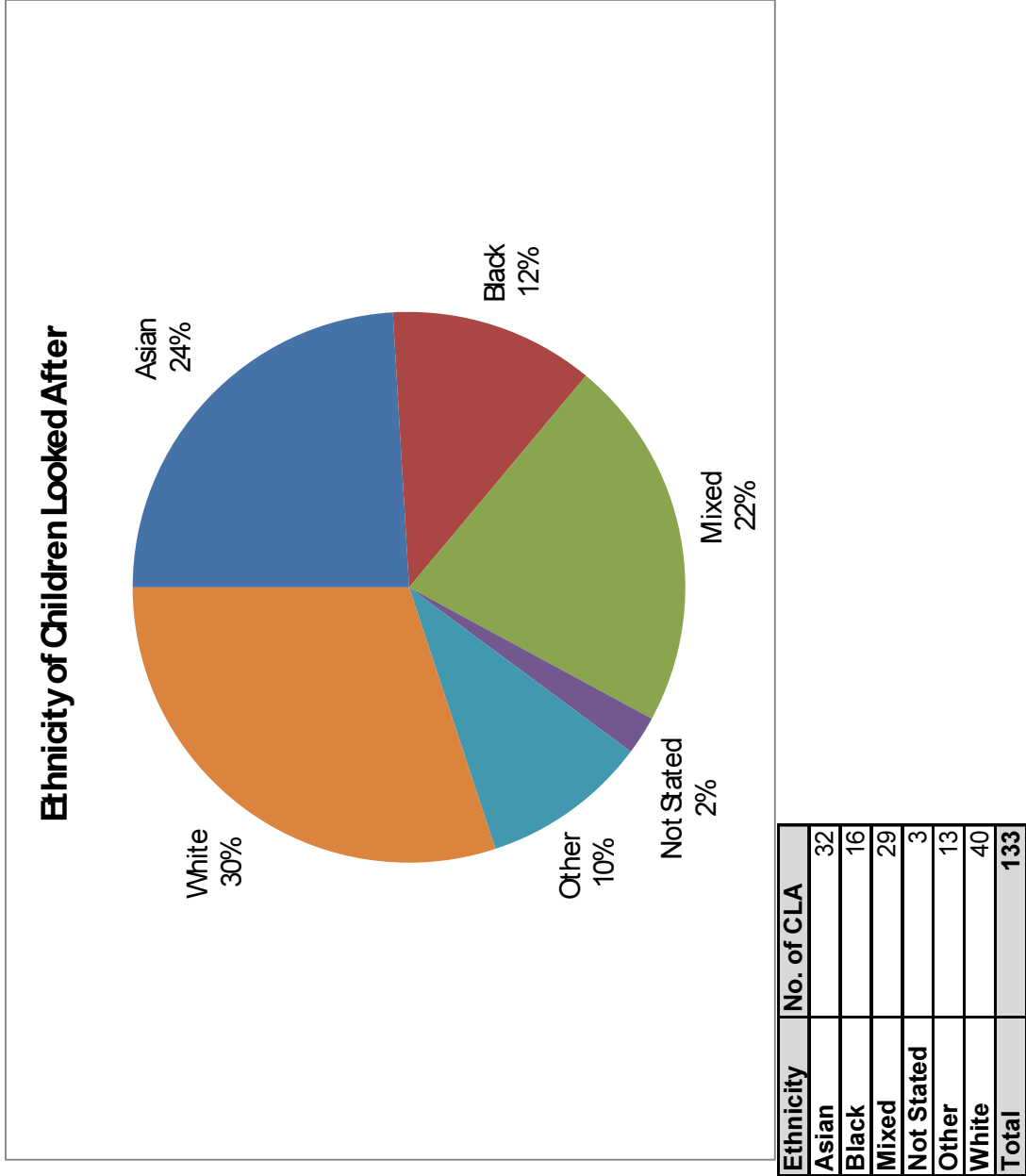


Age	Female	Male	Total
Under 1 year	2	1	3
1 - 4 years	3	10	13
5 - 9 years	2	6	8
10 - 15 years	12	35	47
16 - 17 years	19	43	62
Total	38	95	133

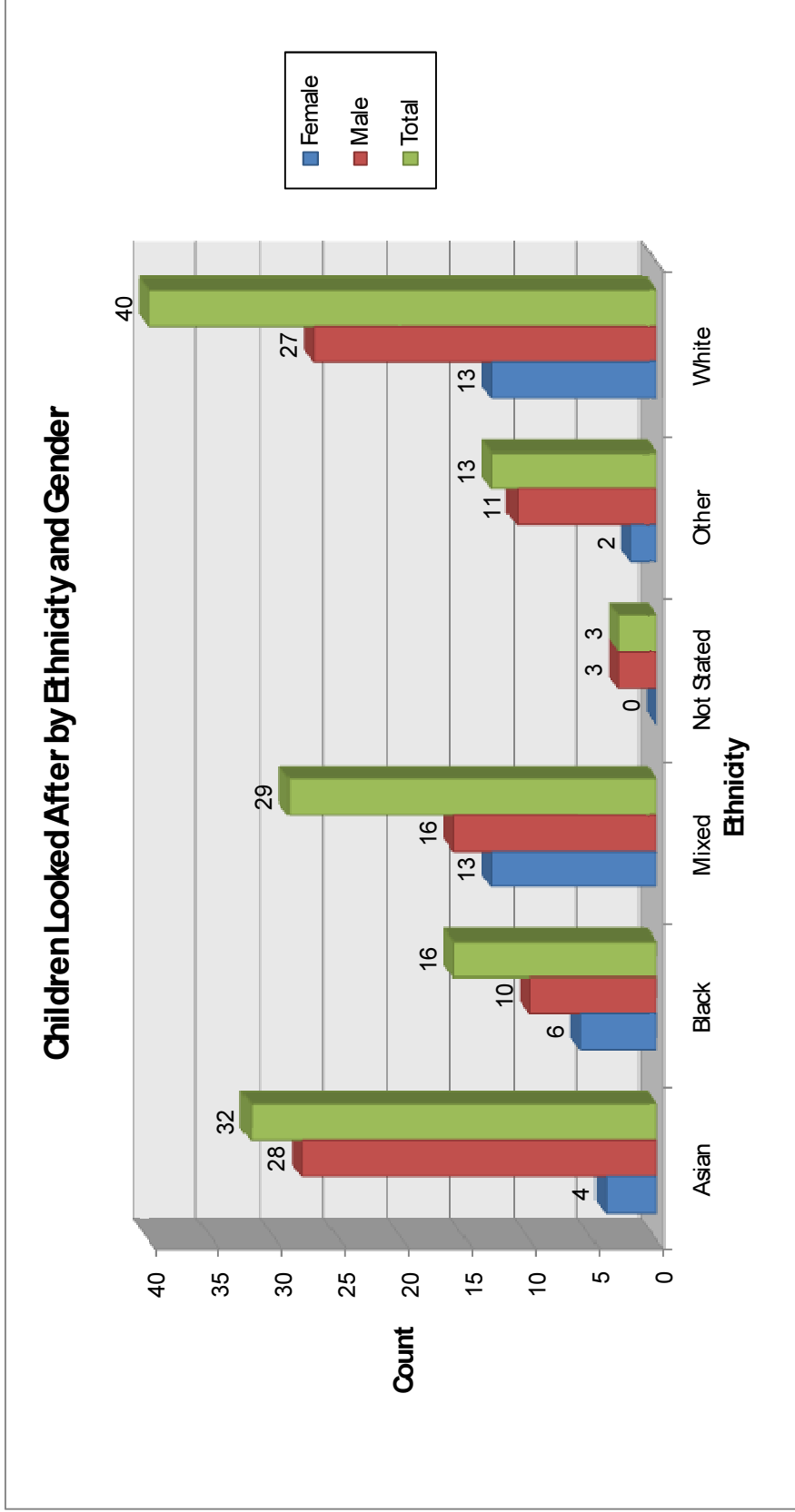
3) CLA Age and Ethnicity Breakdown



4) CLA by Ethnicity

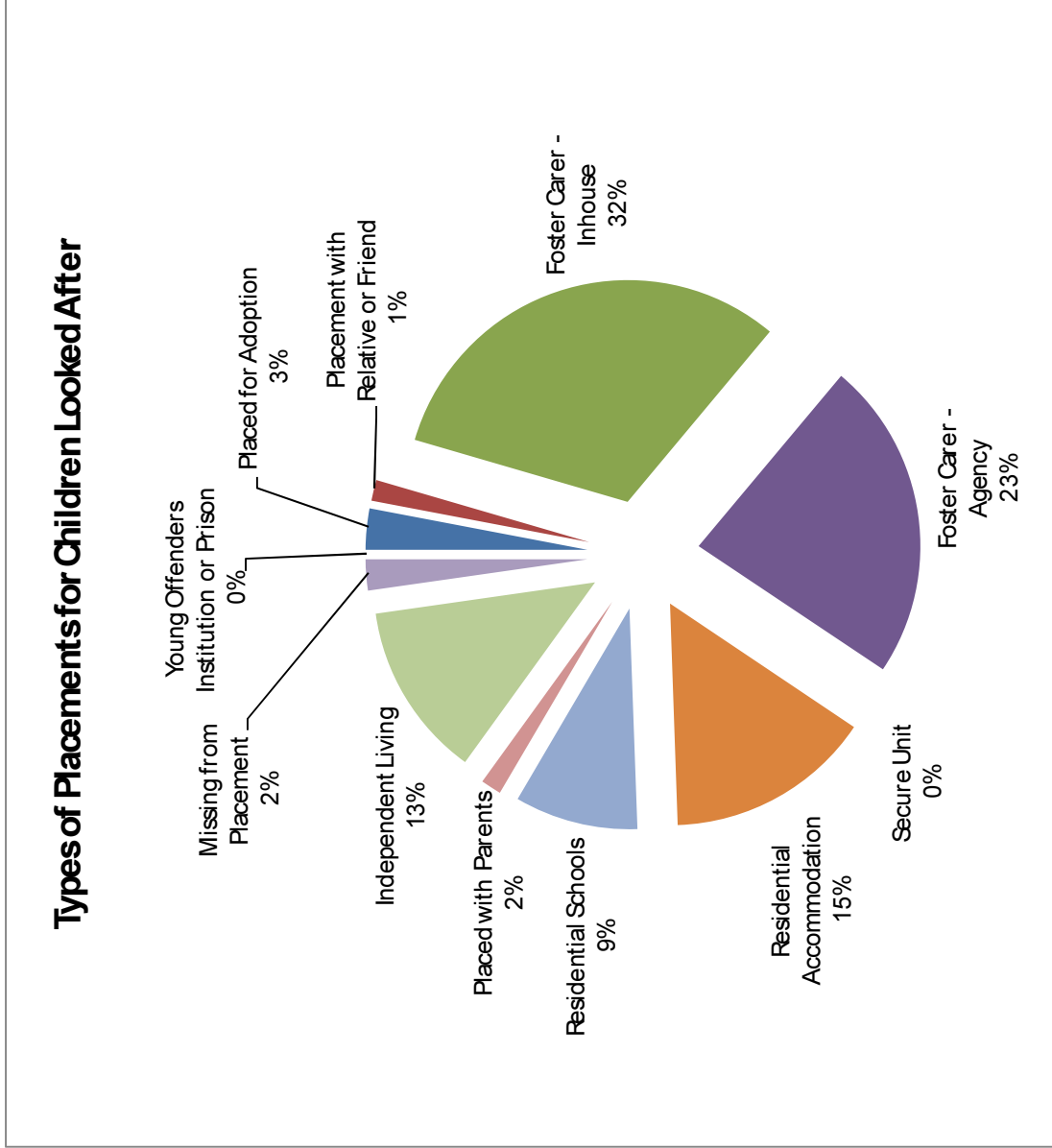


5) CLA by Ethnicity & Gender



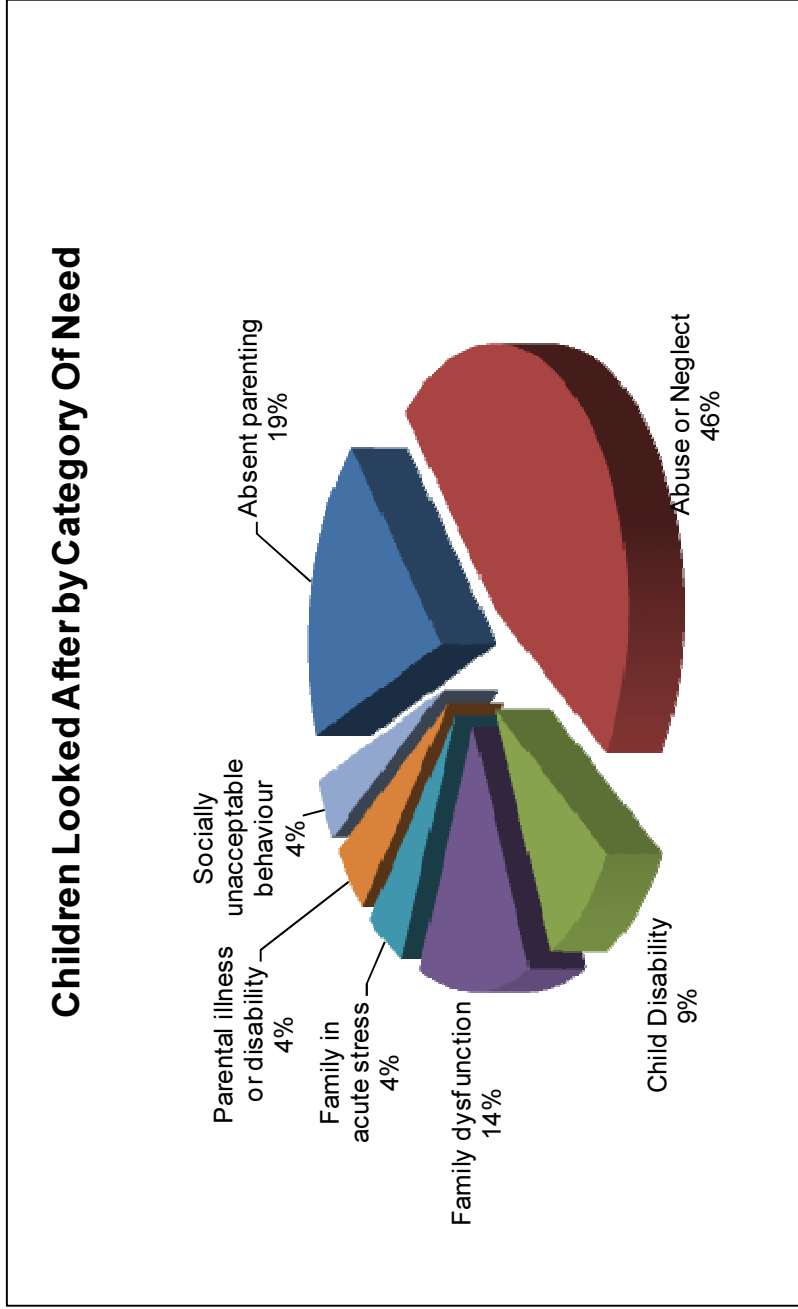
Ethnicity	Female	Male	Total
Asian	4	28	32
Black	6	10	16
Mixed	13	16	29
Not Stated	0	3	3
Other	2	11	13
White	13	27	40
Total	38	95	133

6) CLA by Placement Type



7) Breakdown of Category of Need of CLA

The breakdown of category of need as recorded when a child becomes looked after.



Category Of Need	Count
Absent parenting	25
Abuse or Neglect	61
Child Disability	12
Family dysfunction	18
Family in acute stress	6
Parental illness or disability	6
Socially unacceptable behaviour	5
Grand Total	133

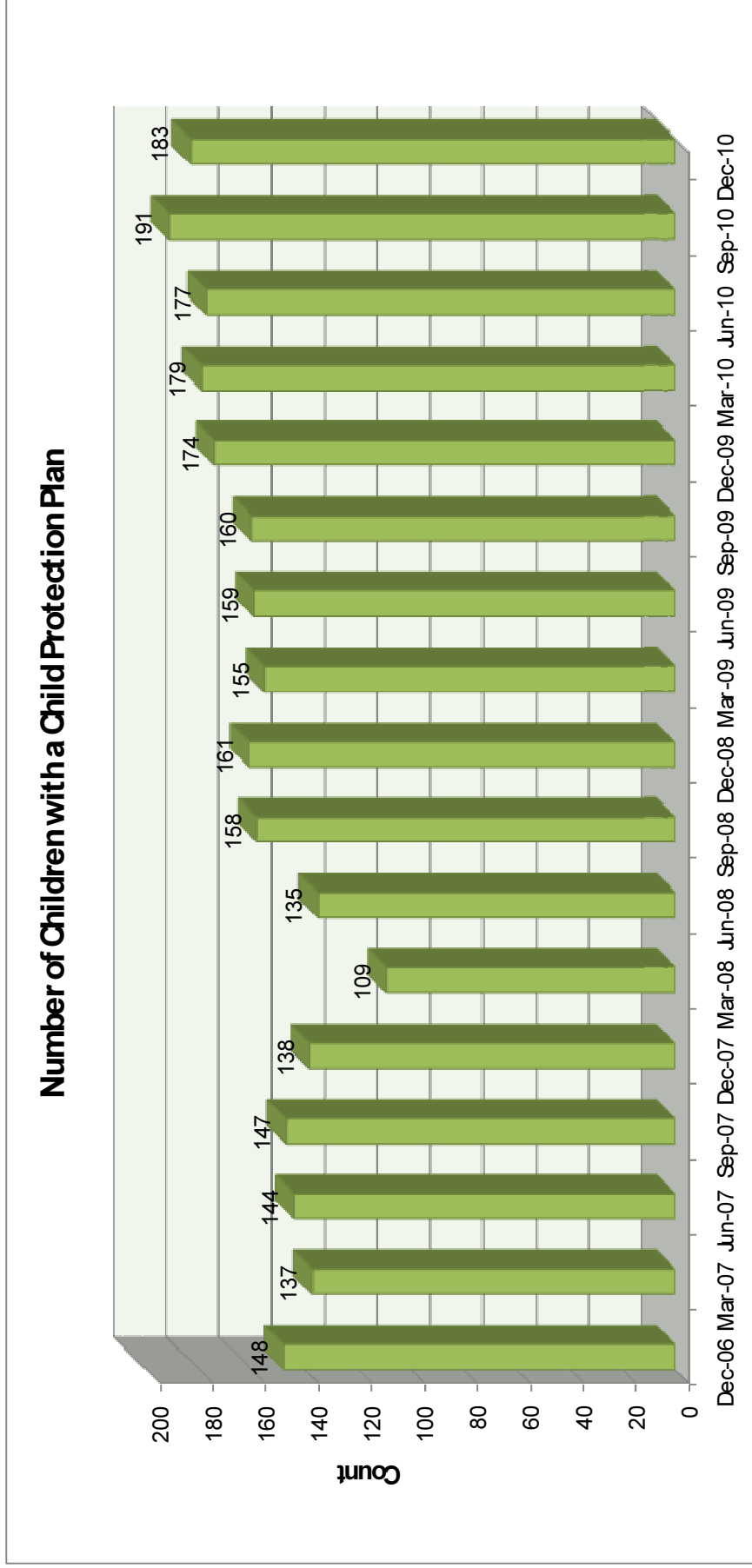
8) Children Looked After - Other Data:

	31 May 2009	31 Aug 2009	30 Nov 2009	28 Feb 2010	31 May 2010	31 Aug 2010	30 Nov 2010
Number of children placed out of borough:	83	85	68	66	68	81	70
Of those, who are placed more than 20 miles:	41	43	28	25	28	31	32
Breakdown of types of Residential Placements							
304 Honeypot Lane:	5	4	3	5	3	4	4
External Children's Homes:	9	11	10	14	11	14	13
Secure Unit:	3	3	2	1	2	1	0
Young Offender's Institution:		1	1	0	0	0	0
Other supportive residential placements (pre - independence, mother & baby etc):	1	4	1	5	0	1	0
Residential Schools:	14	14	11	10	11	13	12
Social Work Allocation:	100%	98.8%	97.6%	99.4%	100%	100%	100%
Adoptions & Special Guardianship Orders: (our target for adoptions is 14)	20 for 2008-09	3 to date	6 to date	11 to date	13 for 2009-10	15 to date	16 to date
CLA KS2 & GCSE Results -				2007	2008	2009	2010 (prov.)
Attained at least Level 4 in Maths at end of KS2				25%	43%	50%	50%
Attained at least Level 4 in English at end of KS2				50%	43%	50%	50%
GCSE: Attained at least 1 A* - G				46.2%	66.7%	57.1%	47.1%
GCSE: Attained 5 or more A* - G				43.2%	33.3%	57.1%	41.2%
GCSE: Attained 5 or more A* - C				5.4%	11.1%	14.3%	11.8%
GCSE: Attained 5 or more A* - C inc Eng. & Maths					new	7.1%	11.8%

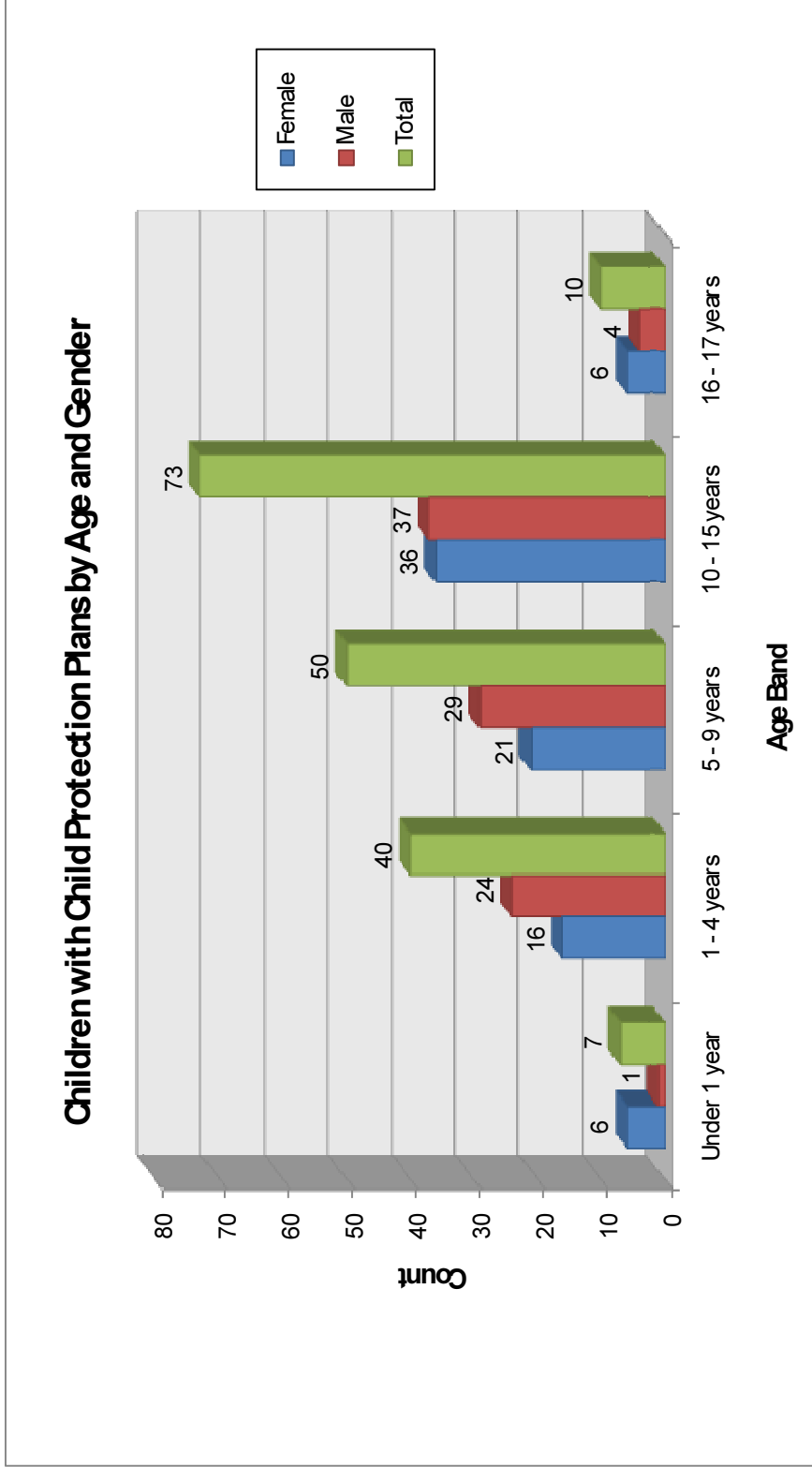
9) Safety of Vulnerable Children (Children Protection Plans)

There were 183 children who have a Child Protection Plan in Harrow on 30 November 2010.

The bar chart below shows the number of children with Child Protection Plans by quarters since 2006



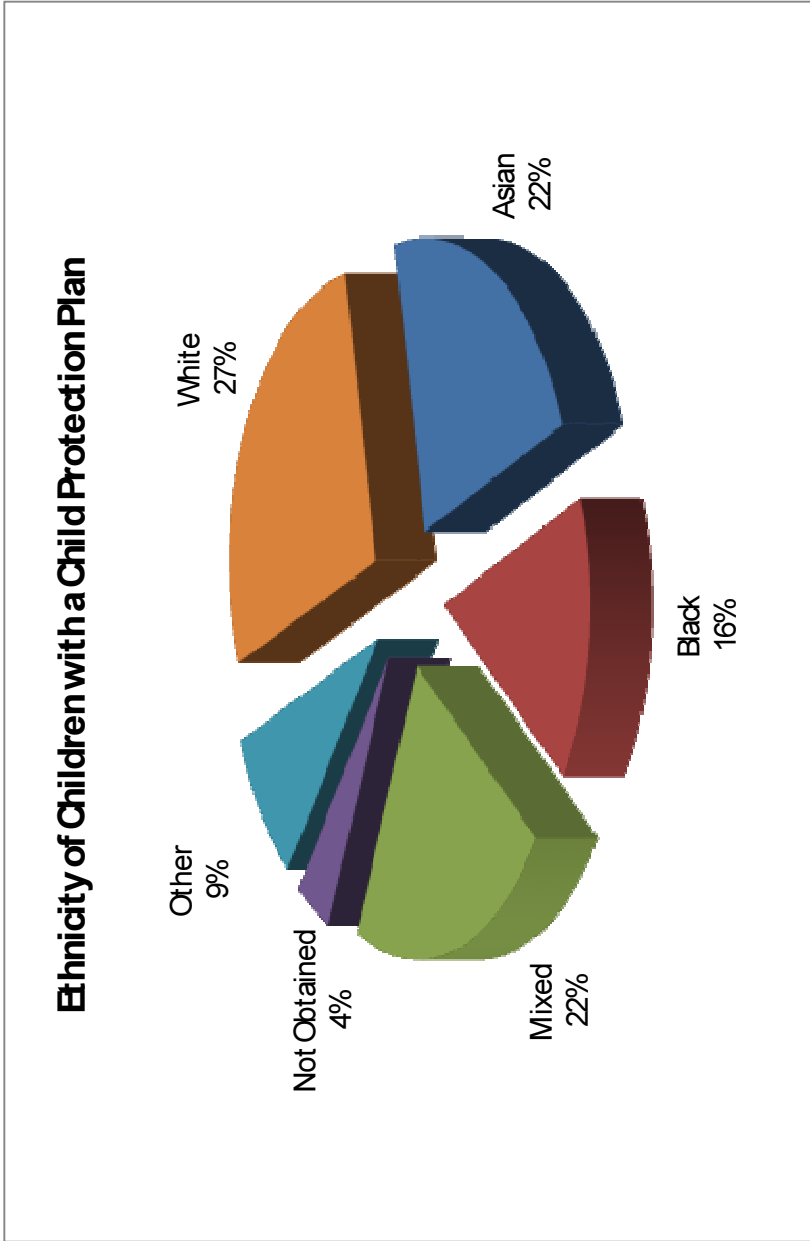
10) Children who have a CPP by Age and Gender



Age	Female	Male	Total
Under 1 year	6	1	7
1 - 4 years	16	24	40
5 - 9 years	21	29	50
10 - 15 years	36	37	73
16 - 17 years	6	4	10
Total	85	95	180

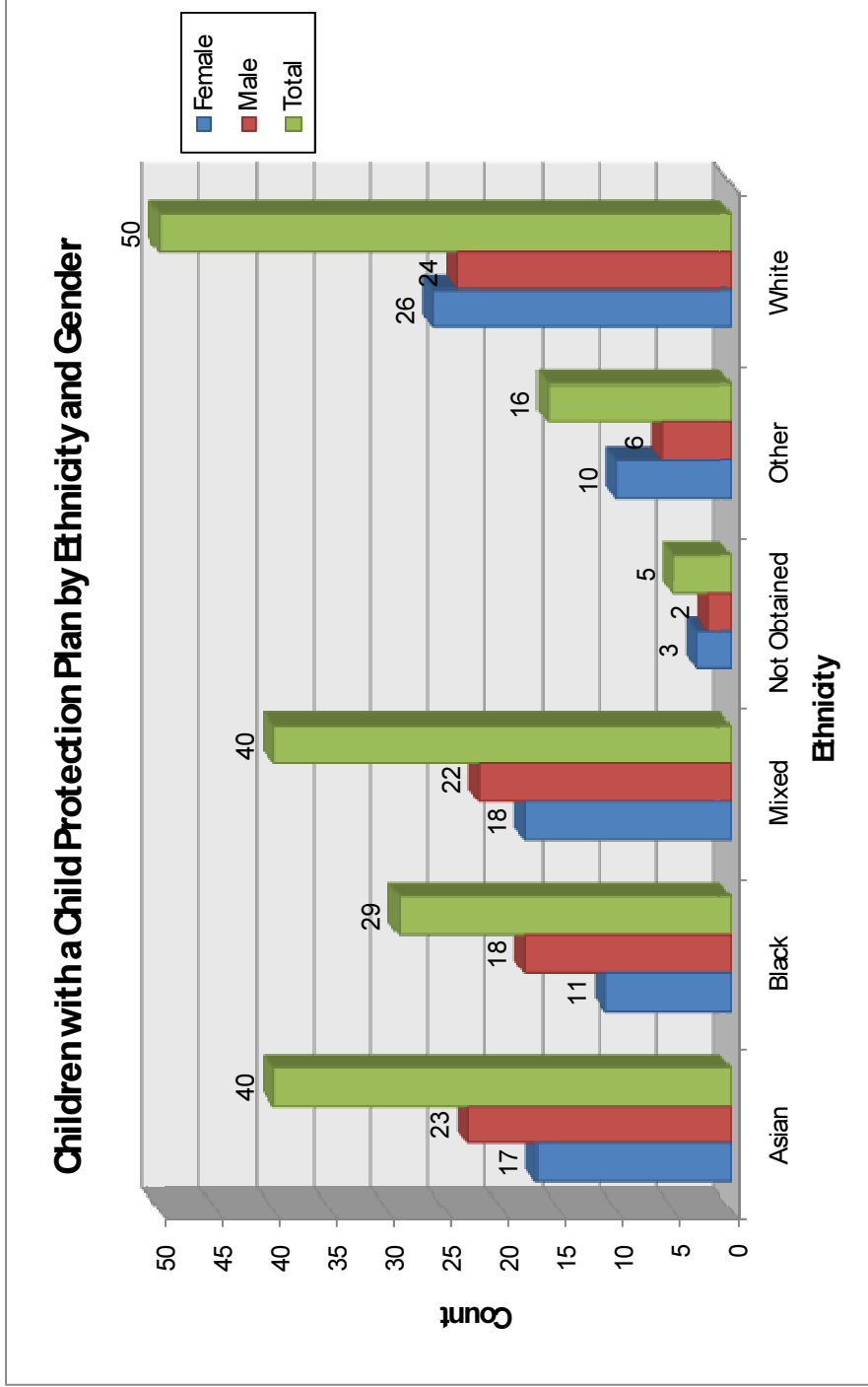
Three unborn children with gender not recorded

11) Ethnicity of Children with a Child Protection Plan



Ethnicity	No. Of CPP
Asian	41
Black	29
Mixed	40
Not Obtained	7
Other	16
White	50
Total	183

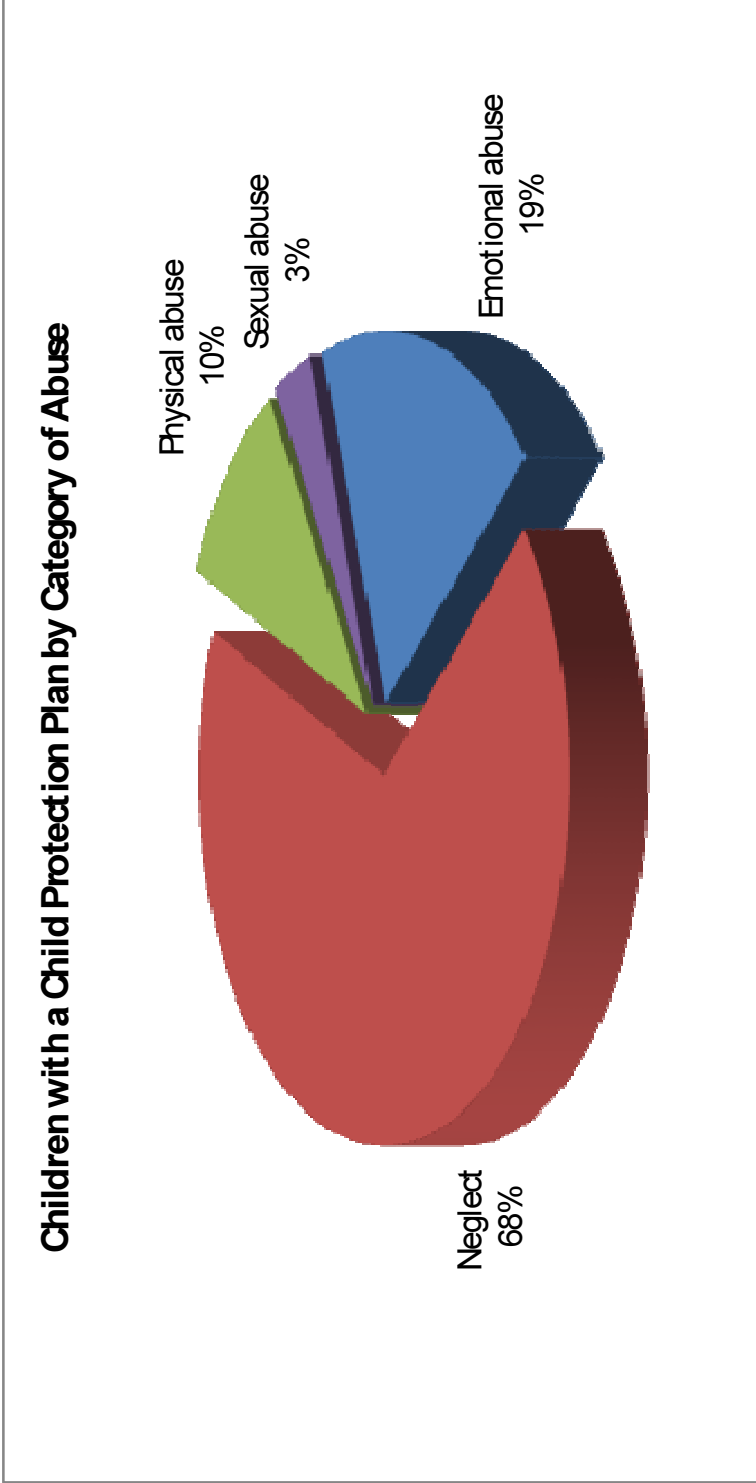
12) Ethnicity & Gender Breakdown of Children with a Child Protection Plan



Three unborn children with gender not recorded

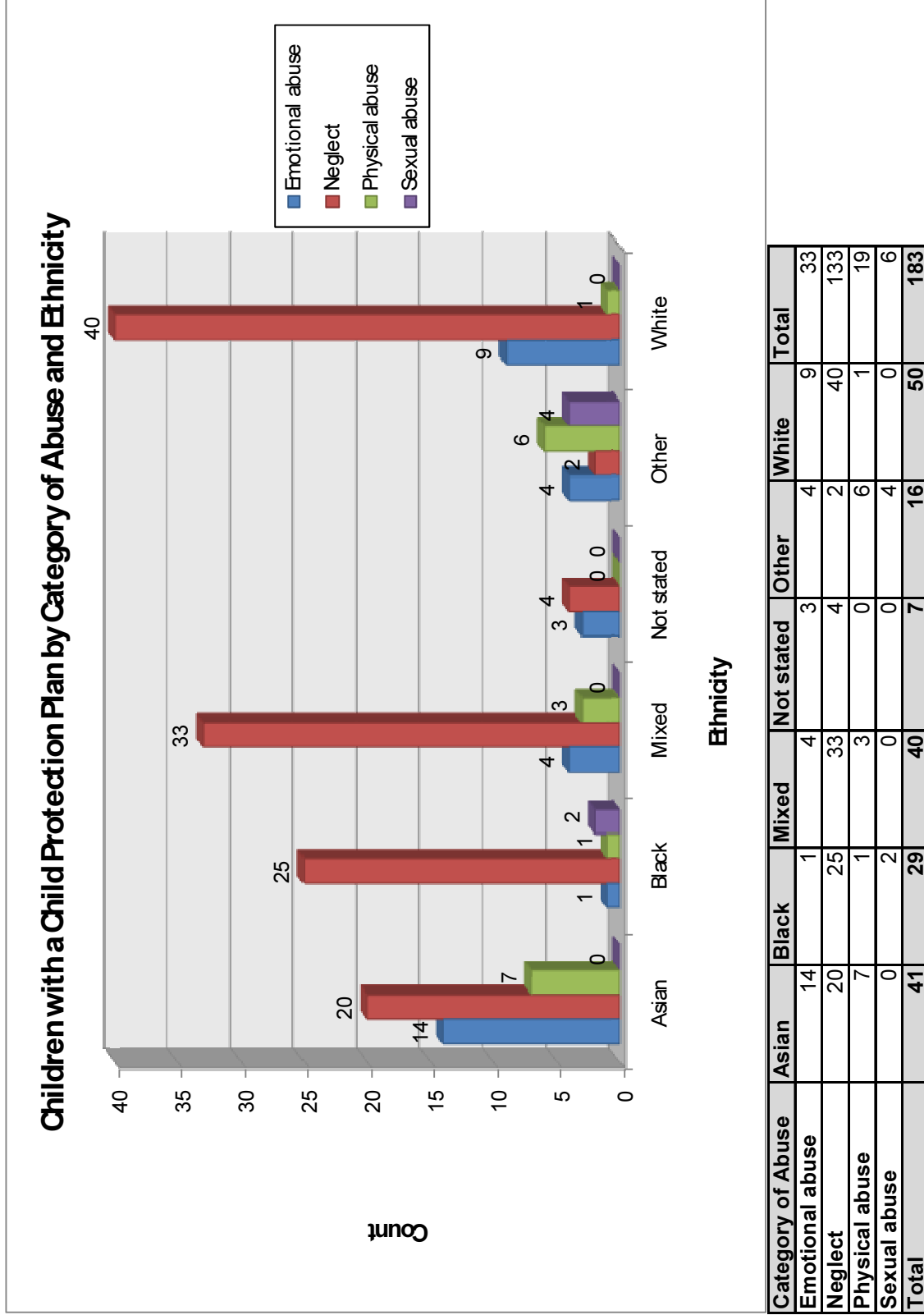
Ethnicity	Female	Male	Total
Asian	17	23	40
Black	11	18	29
Mixed	18	22	40
Not Obtained	3	2	5
Other	10	6	16
White	26	24	50
Total	85	95	180

13) CPP by Category of Abuse

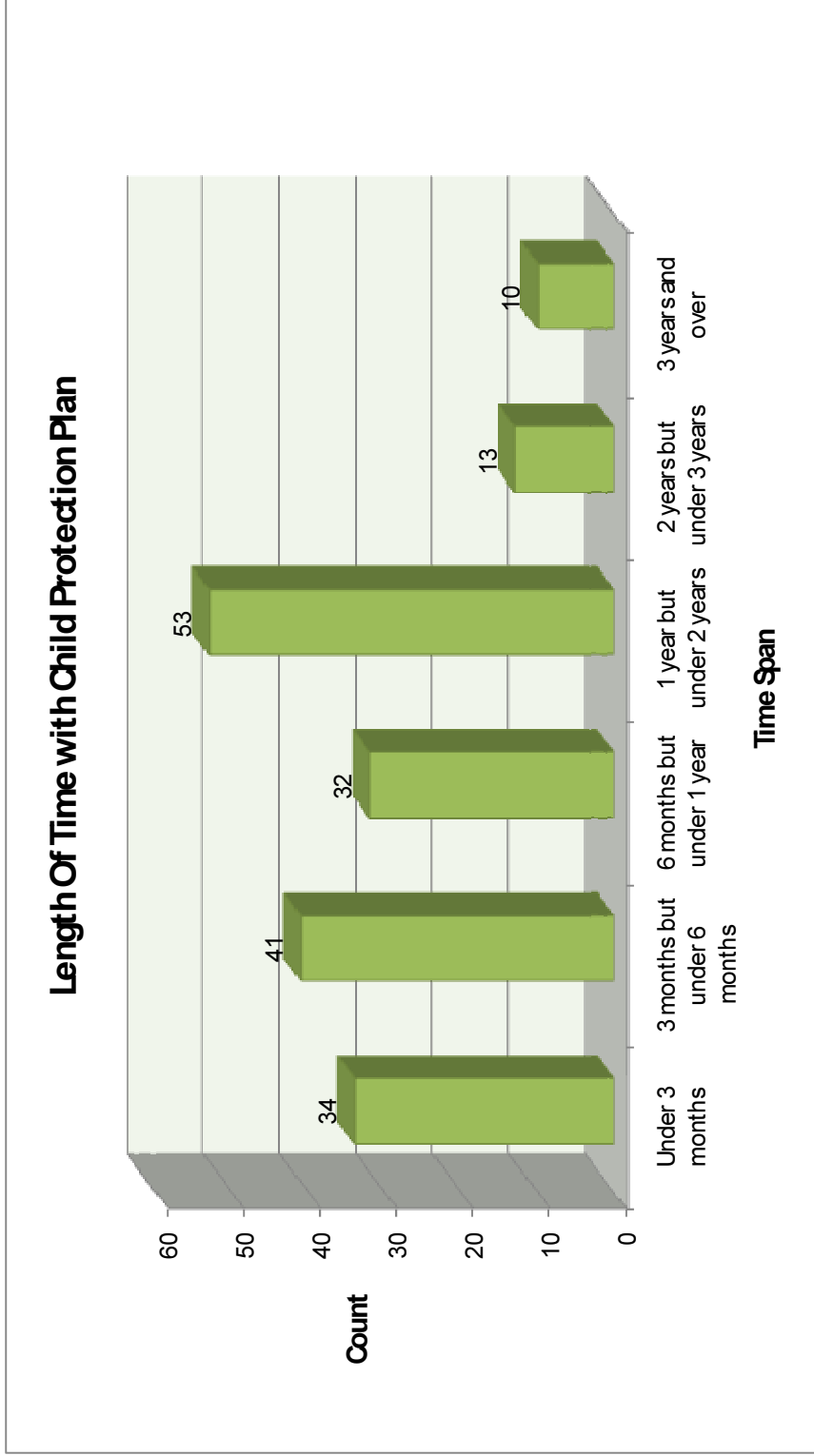


Category Of Abuse	Count
Emotional abuse	35
Neglect	124
Physical abuse	18
Sexual abuse	6
Grand Total	183

14) CPP Category of Abuse by Ethnicity Breakdown

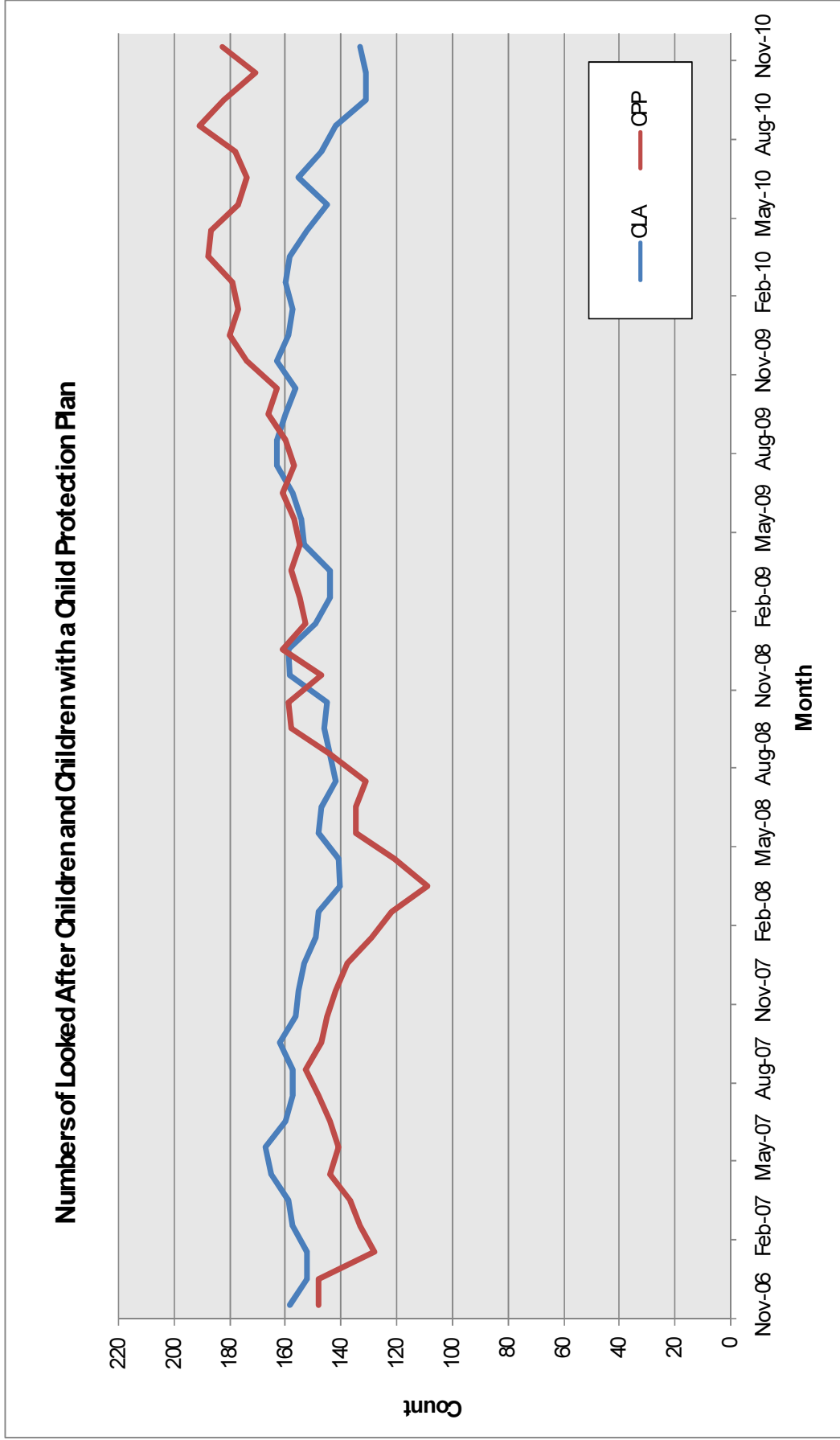


15) Duration of Child Protection Plans



Length Of Time with CPP	Count
Under 3 months	34
3 months but under 6 months	41
6 months but under 1 year	32
1 year but under 2 years	53
2 years but under 3 years	13
3 years and over	10
Total	183

16) Numbers of Children Looked After & Children with Child Protection Plan



17) Key Performance Indicators for the end of November 2010

PI Ref	PI Description	Harrow 08/09	Harrow 09/10	SN 08/09	SN 09/10	England 08/09	England 09/10	Target 10/11	Q2 Sep 10	Oct 10	Nov 10	On target?
NI 59	Timeliness of Initial Assessments (10 working days) - NI from 2010/11	-	85.5	-	74.0	-	75.5	100.0	75.19	76.89	78.78	Not on target
NI 60	Timeliness of Core Assessments	76.4	84.1	83.4	73.8	78.0	78.1	83.0	71.43	72.27	75.17	Not on target
NI 61	Timeliness of CLA adoptions following agency decision	78.6	80.0	71.5	59.7	75.8	72.4	100.0	66.67	66.67	75.00	Not on target
NI 62	CLA placement stability: number of moves	9.5	11.9	9.4	11.1	10.7	10.9	10.0	3.82	6.11	7.52	Not on target
NI 63	CLA placement stability: length of placement	68.3	68.6	66.1	67.6	67.0	68.0	68.0	63.33	66.67	68.97	On target
NI 64	Ceased CPP that lasted 2 or more years	7.9	3.6	6.8	7.2	6.0	5.9	10.0	12.99	12.63	13.46	Not on target
NI 65	CPP for 2nd or subsequent time	12.2	8.3	9.8	12.1	13.0	13.4	10.0	11.11	11.39	9.00	On target
NI 66	Timeliness of CLA reviews	98.6	97.9	90.7	90.9	90.9	90.5	100.0	97.74	97.71	96.90	Not on target
NI 67	Timeliness of CPP reviews	100.0	100.0	99.6	98.5	99.0	96.8	100.0	100.00	100.00	100.00	On target
NI 68	Referrals going on to Initial Assessment	71.6	62.8	63.9	67.3	64.0	65.5	75.0	64.54	61.90	58.11	Not on target
NI 147	Care leavers in suitable accommodation	95.5	92.0	89.6	88.7	89.6	90.3	88.0	100.00	100.00	100.00	On target
NI 148	Care leavers in education, employment or training	68.2	72.0	67.6	64.6	63.0	62.1	75.0	40.00	57.14	57.14	Not on target

Harrow's SN's: Barnet, Croydon, Ealing, Enfield, Hillingdon, Hounslow, Kingston, Merton, Redbridge, Slough

All Indicators are measured year-to-date unless otherwise stated

Dark Green	Greater than or equal to the upper quartile
Light Green	Greater than or equal to the median, but less than upper quartile
Amber	Greater than or equal to the lower quartile, but less than median
Red	Less than the lower quartile

An indicator is assessed to be 'on target' if it is better than, or within 2 percentage points of the target.

This page is intentionally left blank

CIN Census 2009/10 National Indicators

National and statistical neighbour comparison

Data is taken from DfE statistical first release for CIN Census return (published on 30/11/2010):
<http://www.education.gov.uk/rsgateway/DB/STR/d000970/index.shtml>

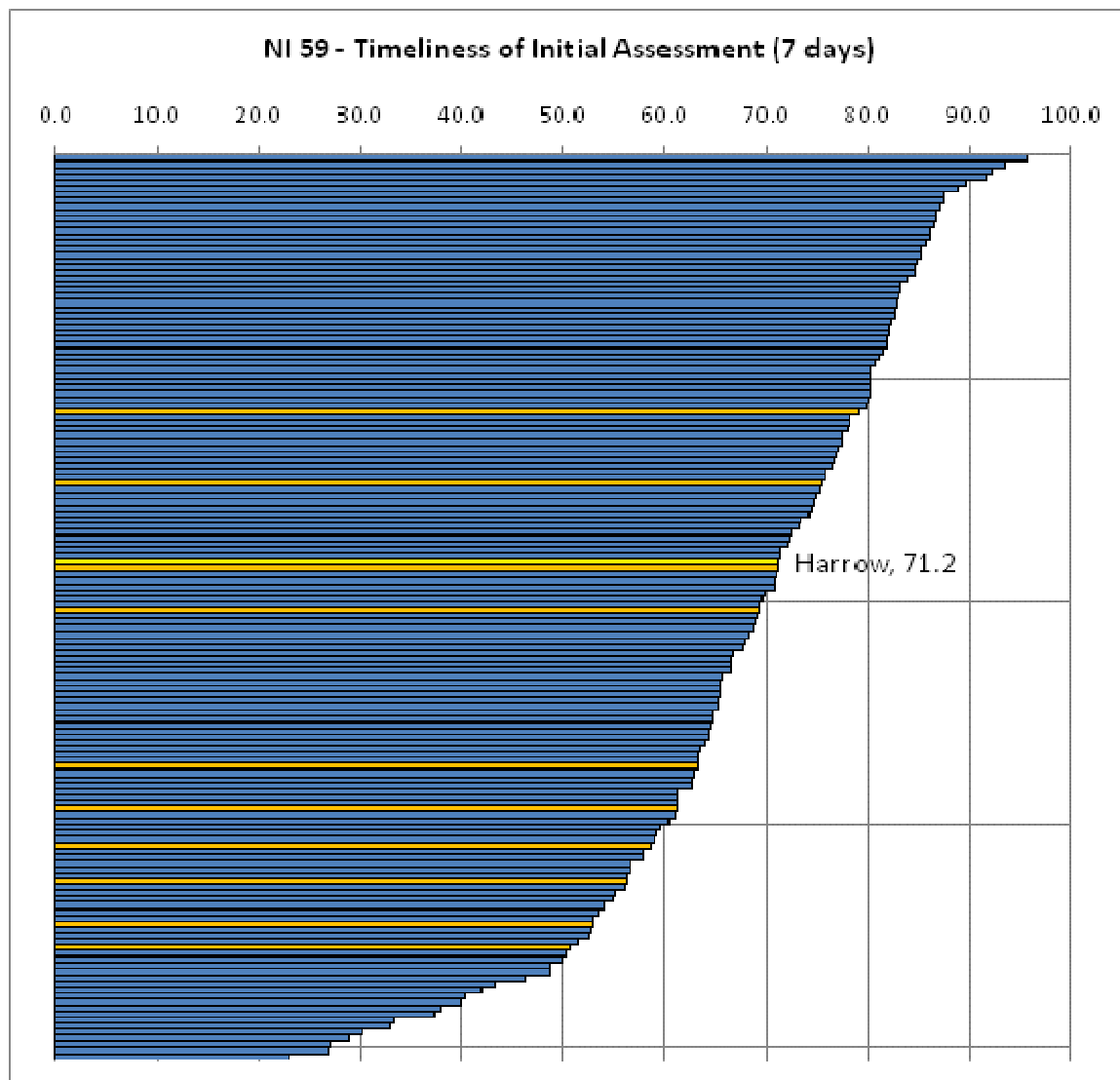
Harrow's Statistical Neighbours are: Barnet, Croydon, Ealing, Enfield, Hillingdon, Hounslow, Kingston, Merton, Redbridge, Slough; these are coloured orange on the graphs.

The London 4 Star authorities are: Camden, City of London, Kensington & Chelsea, Tower Hamlets, Lewisham, Wandsworth, Kingston upon Thames, Richmond upon Thames.

CAA banding is calculated by comparison with England quartile scores (included below).

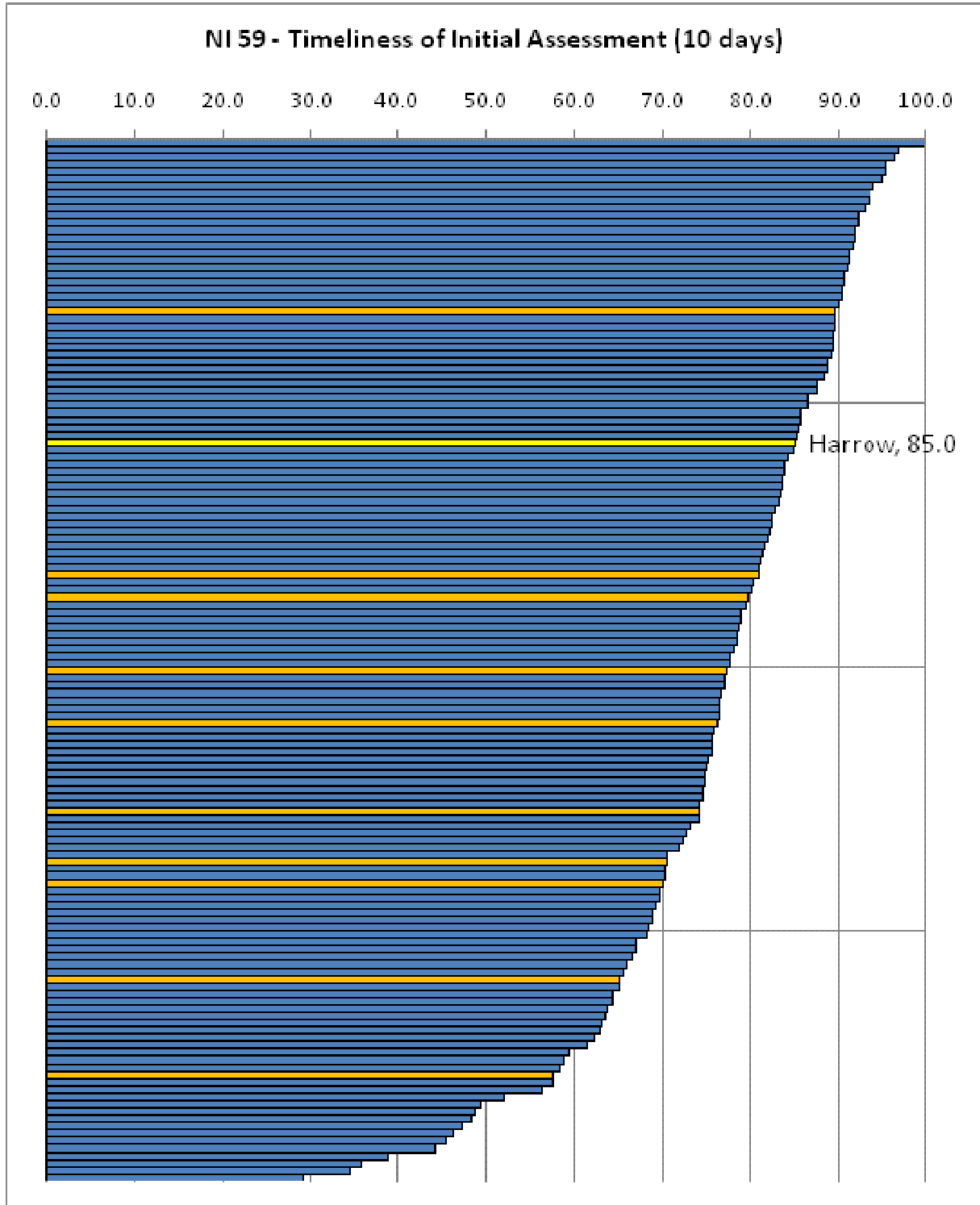
NI 59 – Timeliness of Initial Assessments (7 days)

Polarity	Harrow score	England Avg	SN Avg	London Avg	London 4* Avg	Quartile 1	Median	Quartile 3	CAA banding
High	71.2	67.3	63.8	67.8	79.2	59.3	69.4	80.2	Light Green



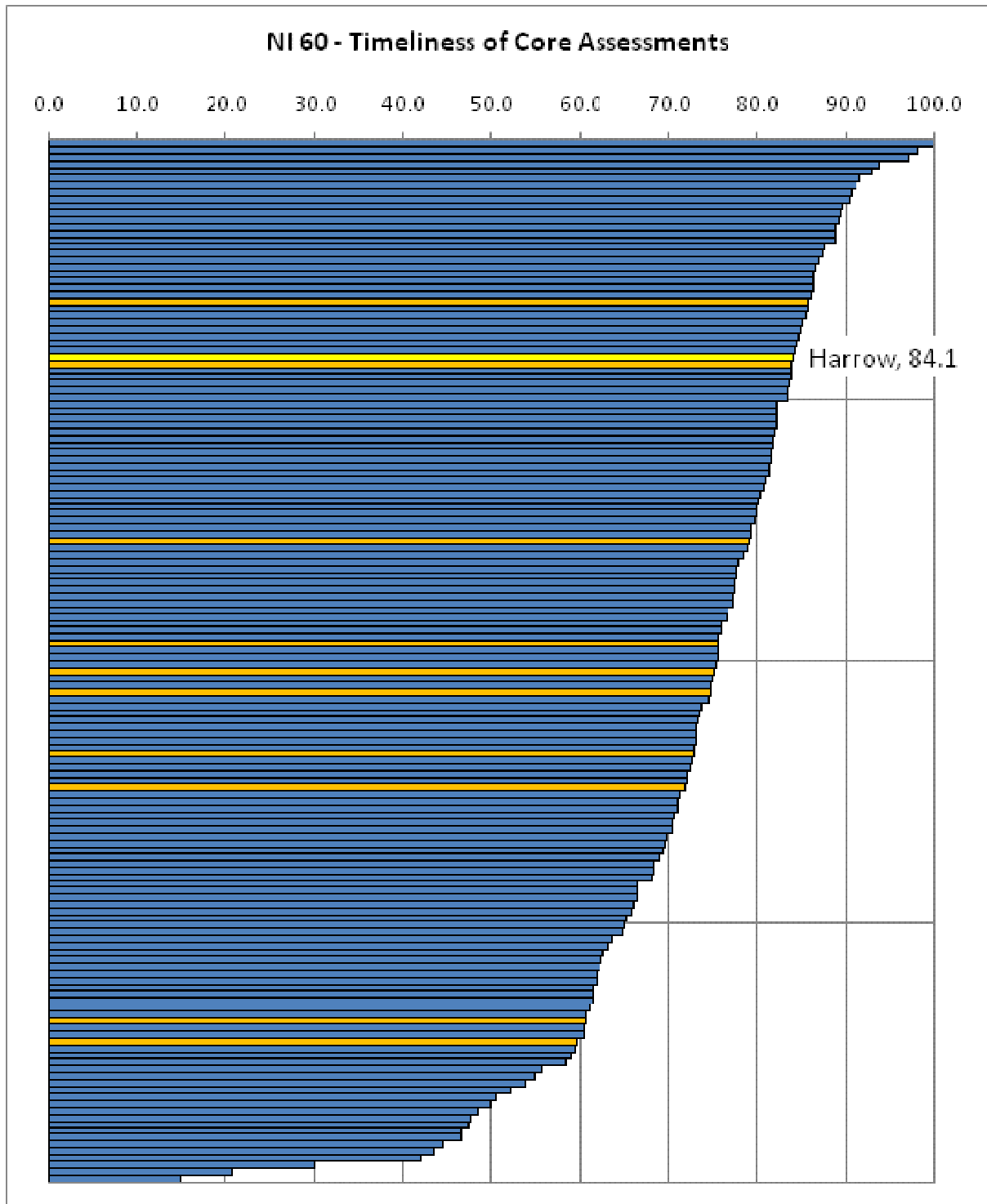
NI 59 – Timeliness of Initial Assessments (10 days)

Polarity	Harrow score	England Avg	SN Avg	London Avg	London 4* Avg	Quartile 1	Median	Quartile 3	CAA banding
High	85.0	75.5	74.0	74.0	86.0	68.7	77.5	86.3	Light Green



NI 60 – Timeliness of Core Assessments

Polarity	Harrow score	England Avg	SN Avg	London Avg	London 4* Avg	Quartile 1	Median	Quartile 3	CAA banding
High	84.1	78.1	73.8	72.3	82.4	65.3	75.3	82.5	Dark Green

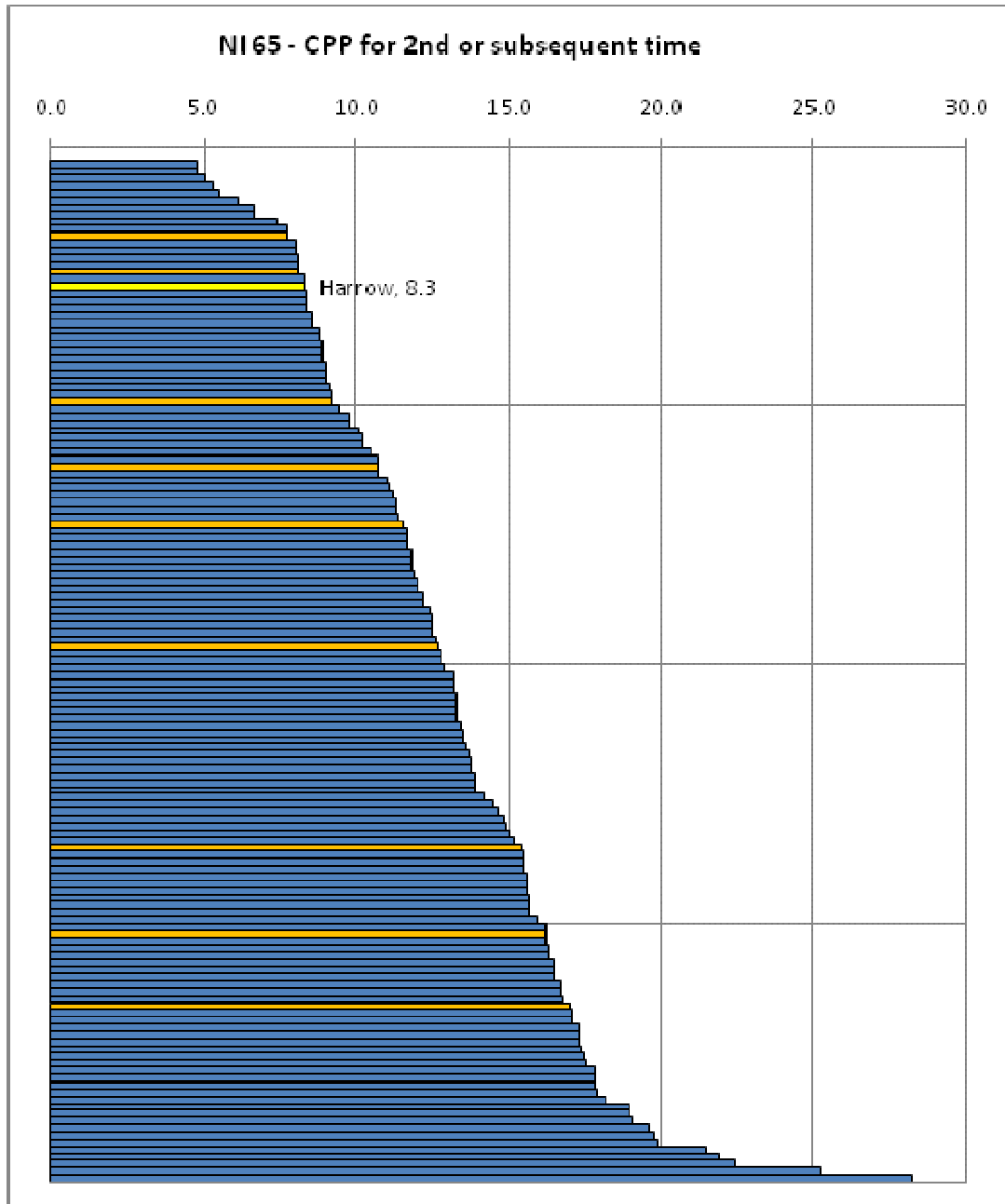


NI 64 – Ceased CPP lasting 2 or more years

Polarity	Harrow score	England Avg	SN Avg	London Avg	London 4* Avg	Quartile 1	Median	Quartile 3	CAA banding
Low	3.6	5.9	7.2	7.9	9.2	4.1	6.3	8.9	Dark Green

NI 65 – CPP for 2nd or subsequent time

Polarity	Harrow score	England Avg	SN Avg	London Avg	London 4* Avg	Quartile 1	Median	Quartile 3	CAA banding
Low	8.3	13.4	12.1	11.6	9.8	9.4	12.9	16.1	Dark Green

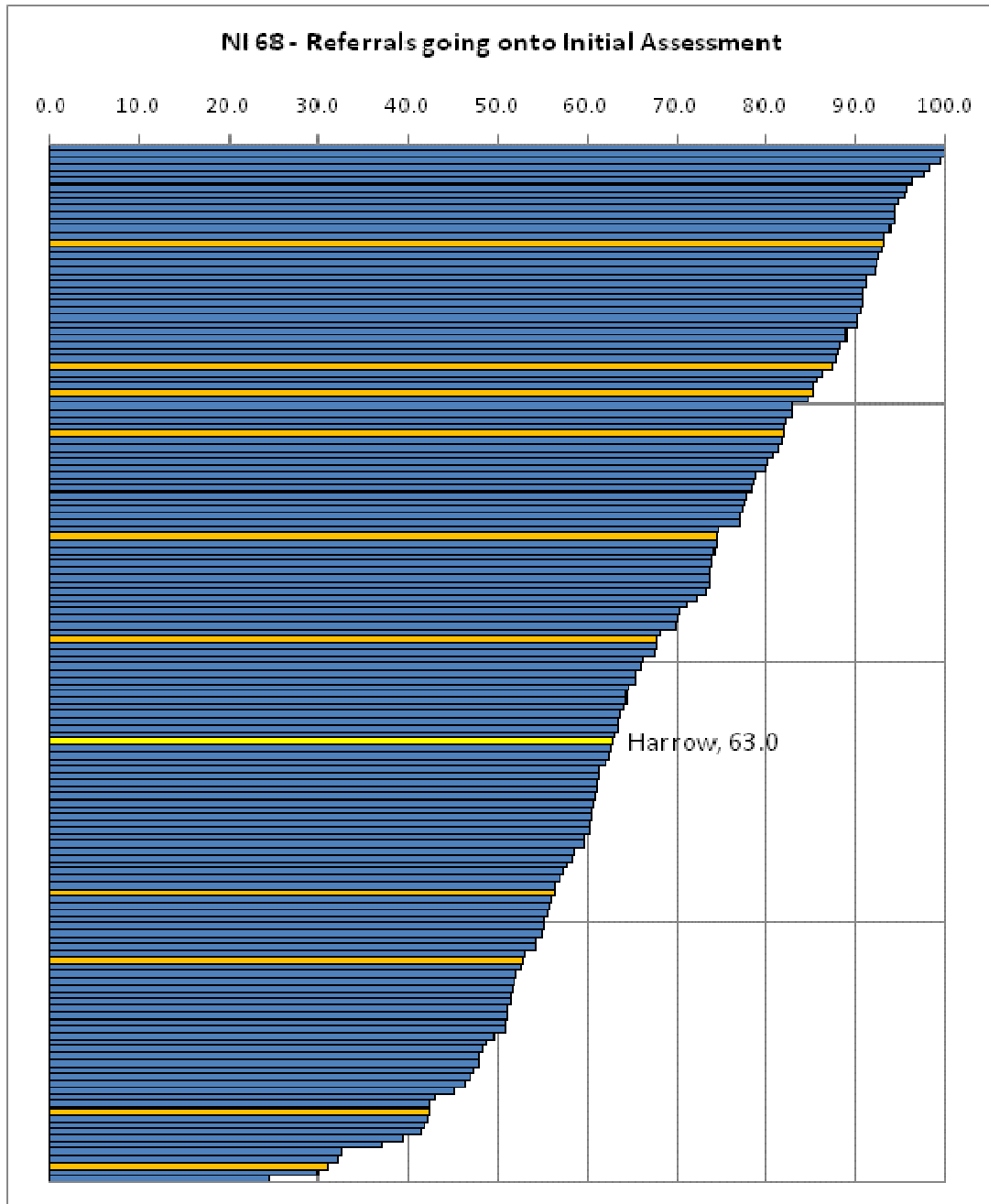


NI 67 – Timeliness of CPP Reviews

Polarity	Harrow score	England Avg	SN Avg	London Avg	London 4* Avg	Quartile 1	Median	Quartile 3	CAA banding
High	100	96.8	98.5	95.6	97.3	97.1	95.5	100	Dark Green

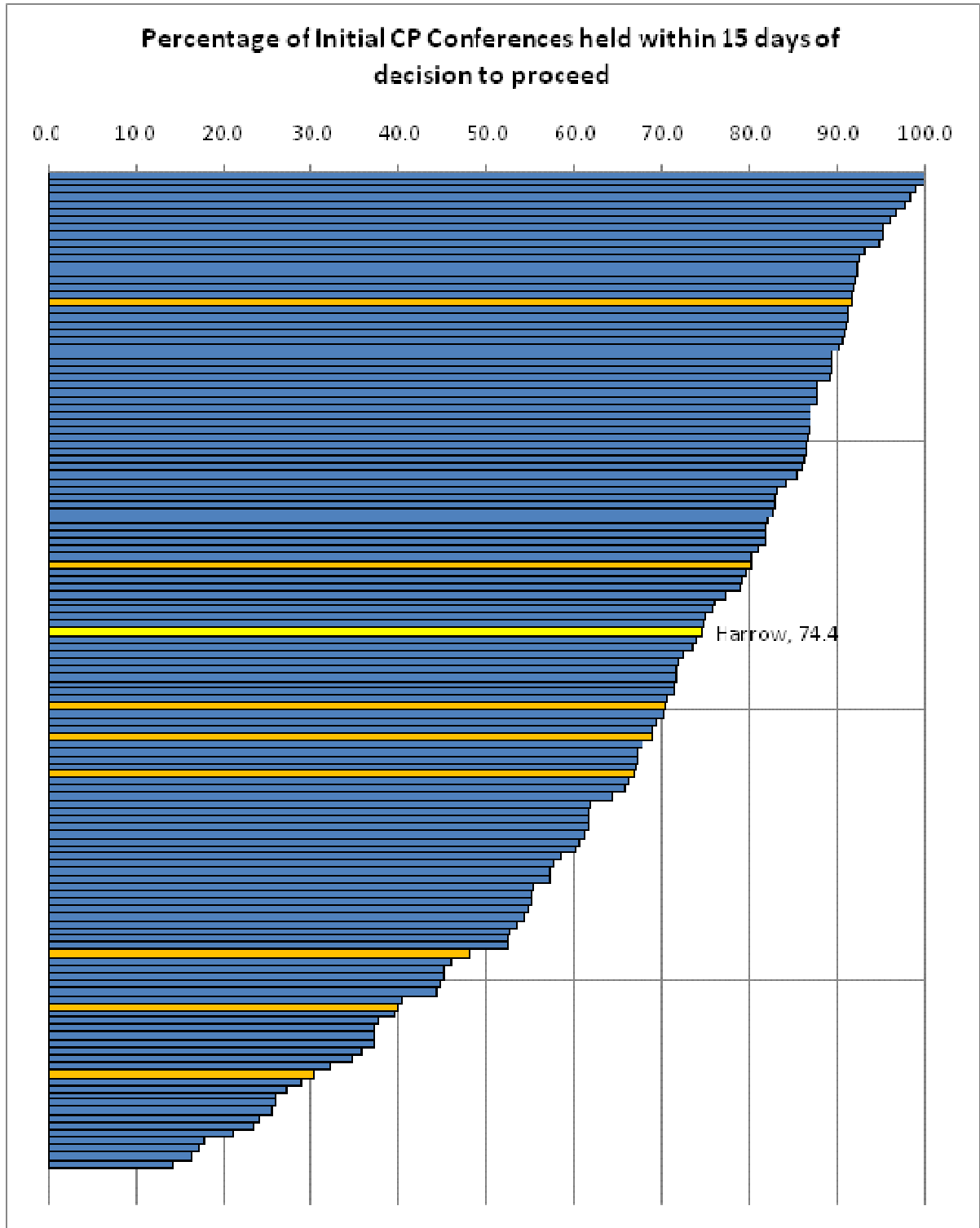
NI 68 – Referrals going on to Initial Assessment

Polarity	Harrow score	England Avg	SN Avg	London Avg	London 4* Avg	Quartile 1	Median	Quartile 3	CAA banding
Middle	63.0	65.5	67.3	66.0	72.1	55.2	66.2	83.5	N/A



Percentage of Initial CP Conferences held within 15 days of decision to proceed

Polarity	Harrow score	England Avg	SN Avg	London Avg	London 4* Avg	Quartile 1	Median	Quartile 3	CAA banding
High	74.4	66.2	62.1	61.9	78.8	52.4	71.5	86.4	Light Green



SSDA903 2009/10 National Indicators

National and statistical neighbour comparison

Data is taken from DfE statistical first release for SSDA 903 return
<http://www.dcsf.gov.uk/rsgateway/DB/SFR/s000960/index.shtml>

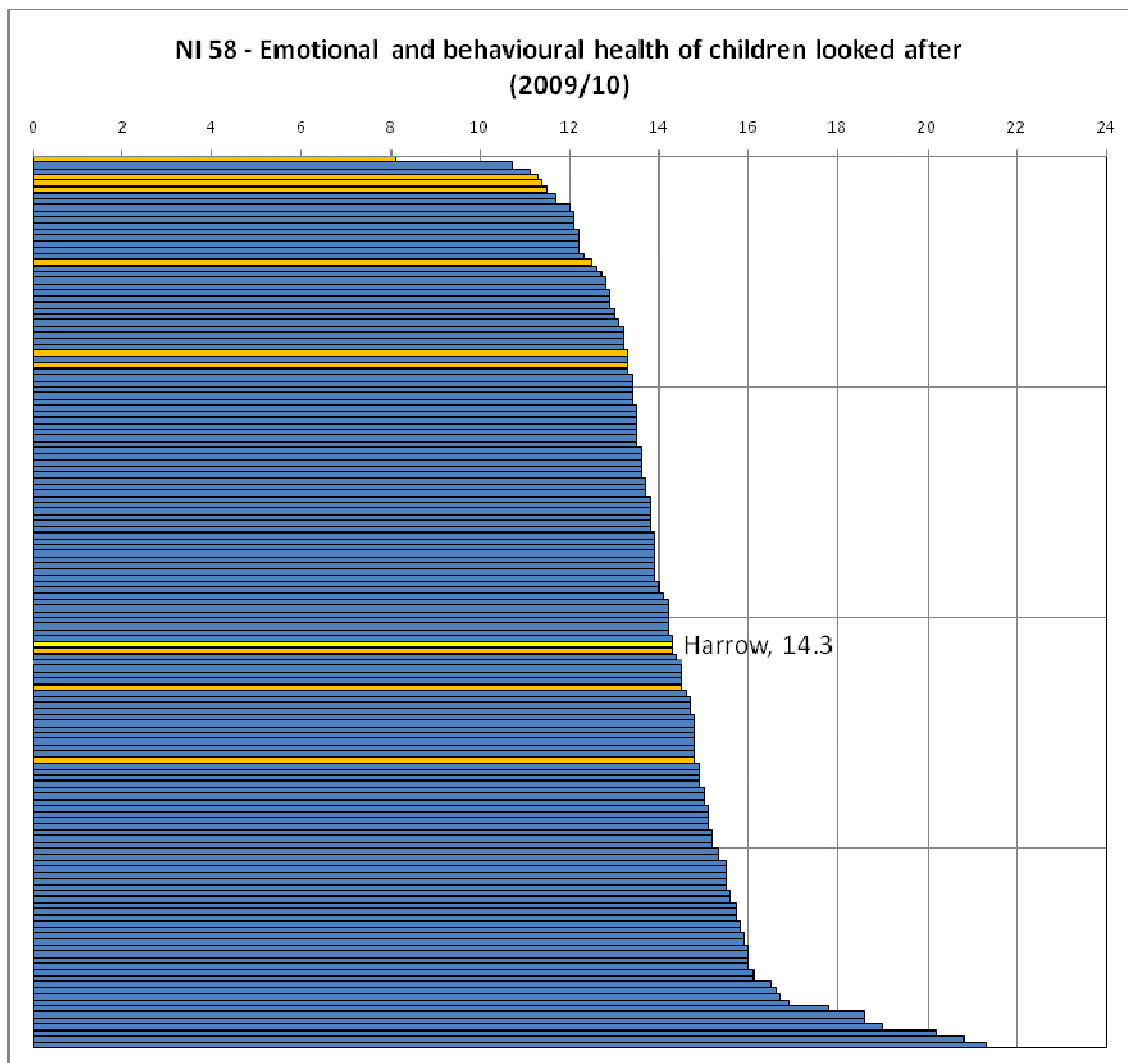
Harrow's Statistical Neighbours are: Barnet, Croydon, Ealing, Enfield, Hillingdon, Hounslow, Kingston, Merton, Redbridge, Slough; these are coloured orange on the graphs.

The London 4 Star authorities are: Camden, City of London, Kensington & Chelsea, Tower Hamlets, Lewisham, Wandsworth, Kingston upon Thames, Richmond upon Thames.

CAA banding is calculated by comparison with England quartile scores (included below).

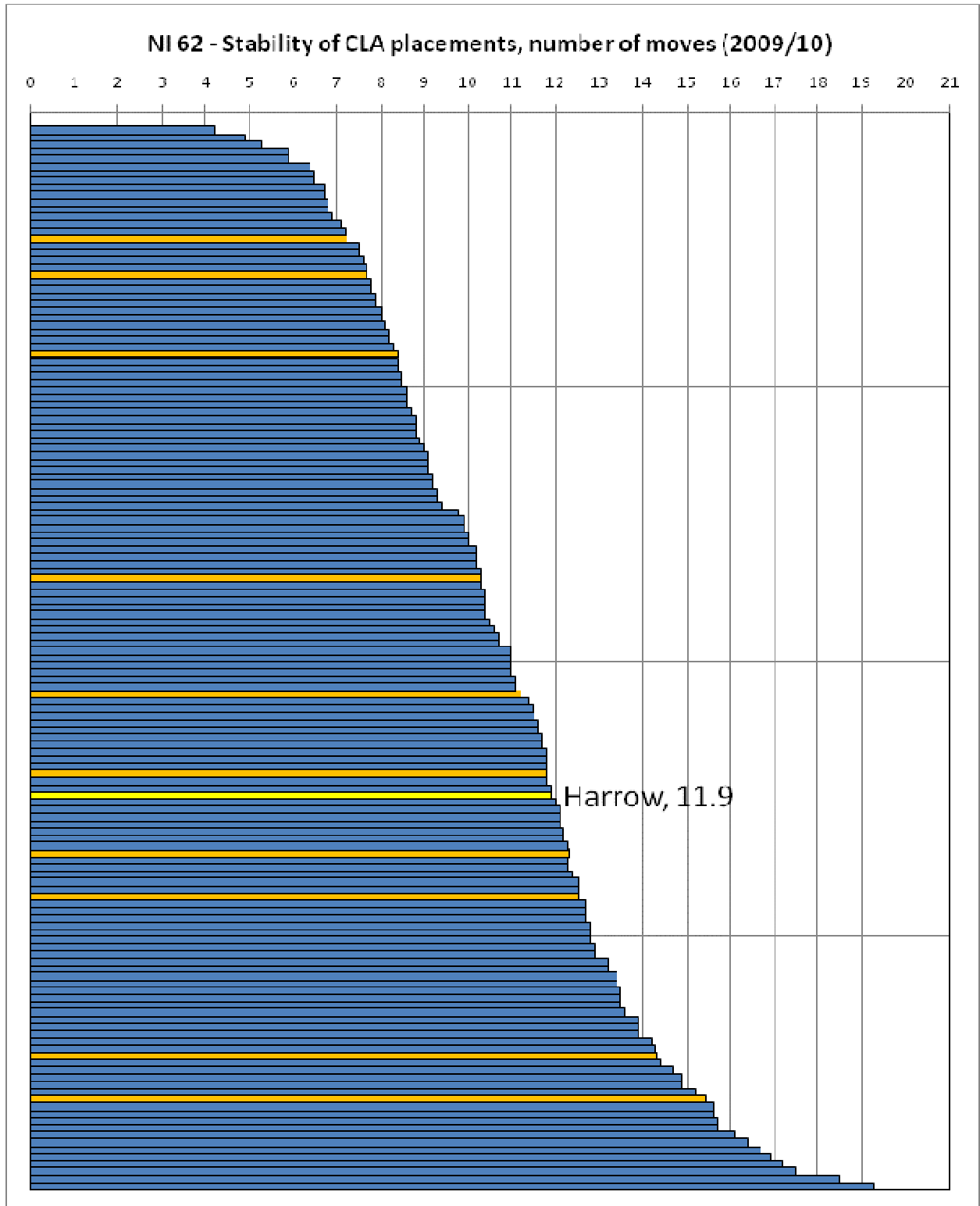
NI 58 - Emotional and behavioural health of CLA (SDQ scores)

Polarity	Harrow score	England Avg	SN Avg	London Avg	London 4* Avg	Quartile 1	Median	Quartile 3	CAA banding
Low	14.3	14.2	12.5	13.5	13.9	13.4	14.2	15.1	Amber



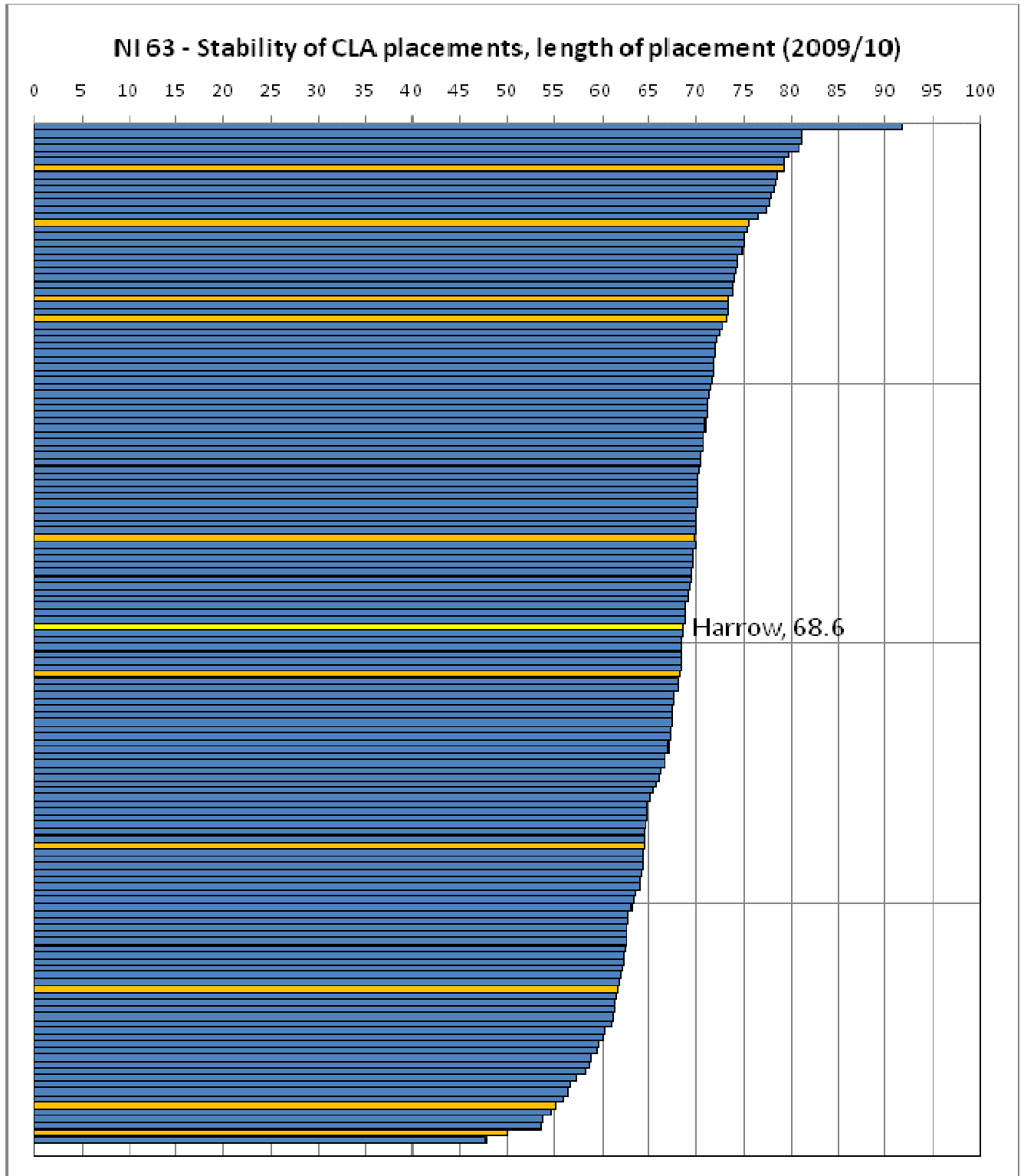
NI 62 - CLA placement stability (number of moves)

Polarity	Harrow score	England Avg	SN Avg	London Avg	London 4* Avg	Quartile 1	Median	Quartile 3	CAA banding
Low	11.9	10.9	11.1	11.9	12.3	85	11.0	12.7	Amber



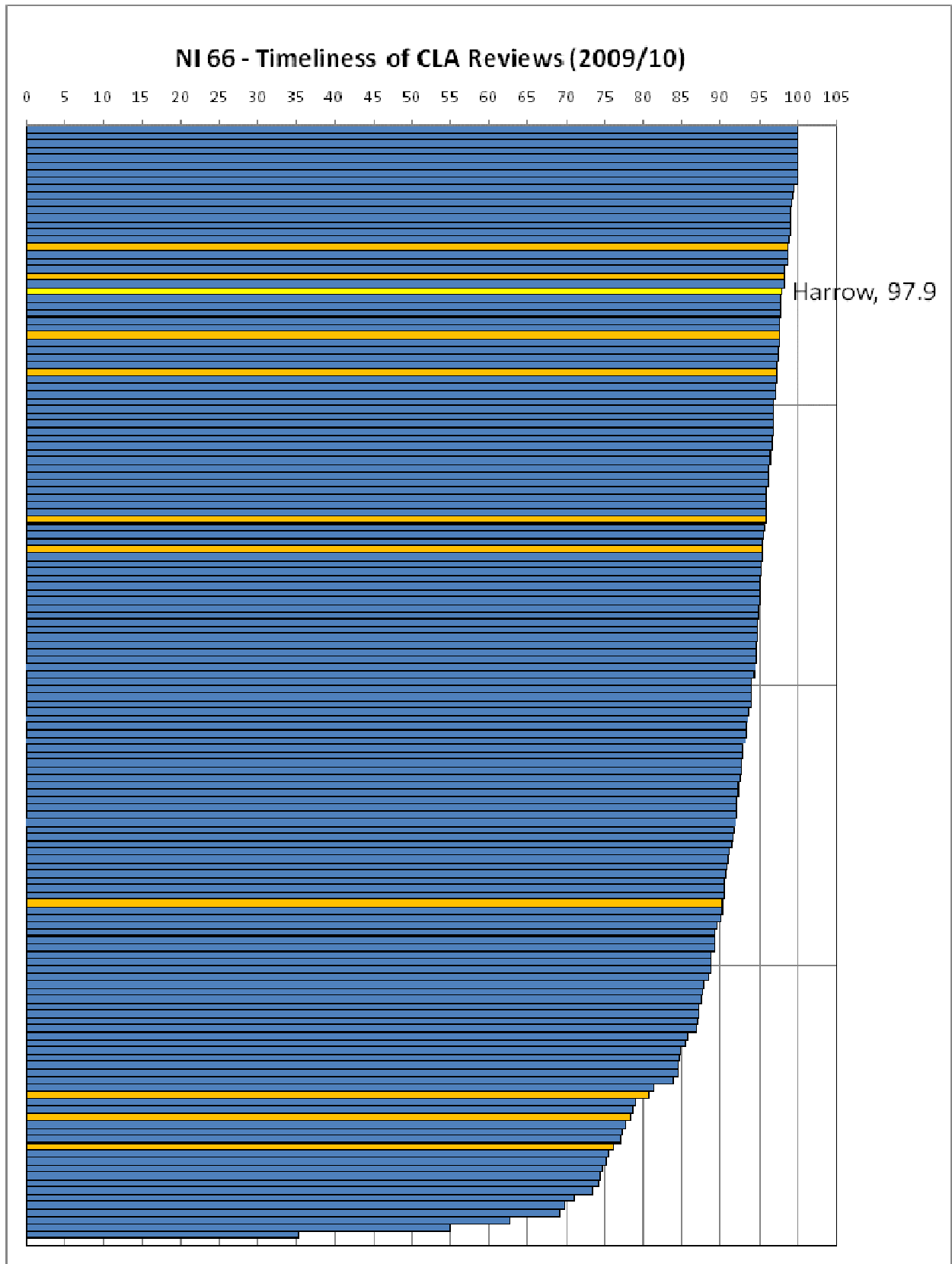
NI 63 - CLA placement stability (length of placement)

Polarity	Harrow score	England Avg	SN Avg	London Avg	London 4* Avg	Quartile 1	Median	Quartile 3	CAA banding
High	68.6	68.0	67.6	68.5	68.2	63.4	68.4	71.55	Light Green



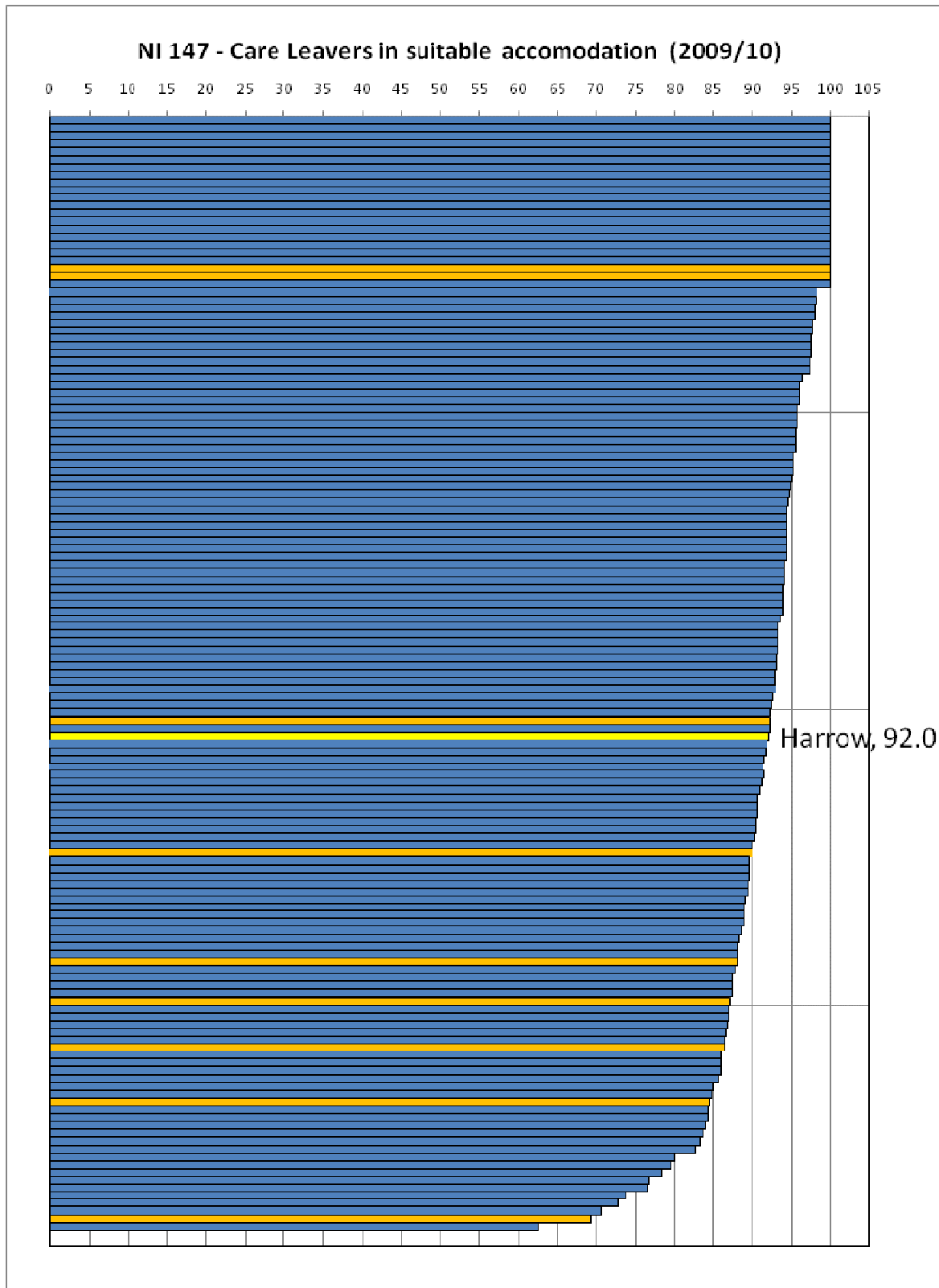
NI 66 - Timeliness of CLA reviews

Polarity	Harrow score	England Avg	SN Avg	London Avg	London 4* Avg	Quartile 1	Median	Quartile 3	CAA banding
High	97.9	90.5	90.9	92.2	97.3	88.7	94.1	96.8	Dark Green



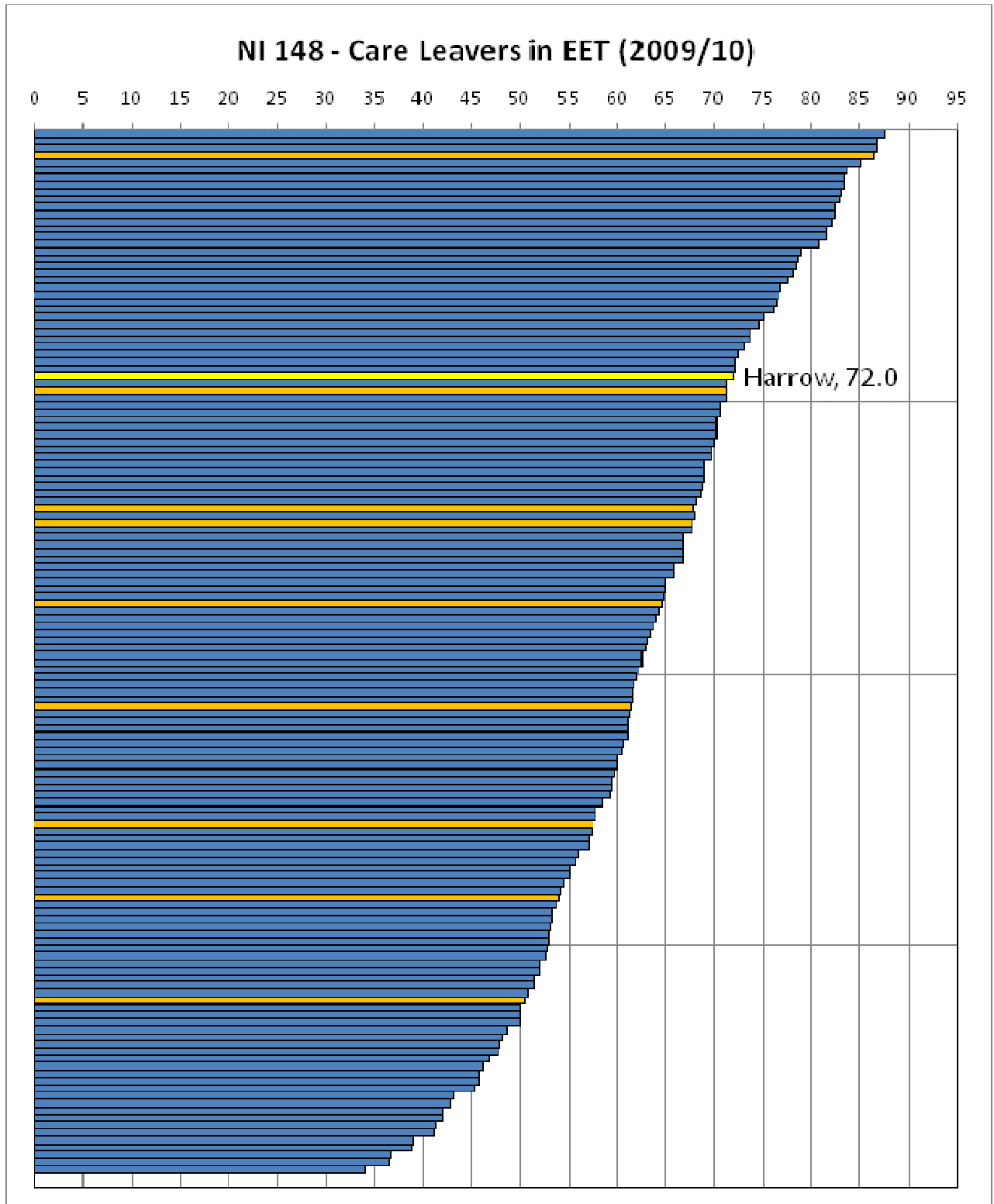
NI 147 - Care Leavers in suitable accommodation

Polarity	Harrow score	England Avg	SN Avg	London Avg	London 4* Avg	Quartile 1	Median	Quartile 3	CAA banding
High	92.0	90.3	88.7	87.7	98.5	88.2	92.9	96.0	Amber



NI 148 - Care Leavers in education, employment or training

Polarity	Harrow score	England Avg	SN Avg	London Avg	London 4* Avg	Quartile 1	Median	Quartile 3	CAA banding
High	72.0	62.1	64.6	61.6	74.6	53.3	62.5	87.5	Dark Green



**REPORT FOR: CORPORATE
PARENTING PANEL**

Date of Meeting:	11 January 2011
Subject:	Display for Councillors
Key Decision:	No
Responsible Officer:	Catherine Doran, Corporate Director of Children's Services
Portfolio Holder:	Councillor Mitzi Green, Portfolio Holder for Children's Services
Exempt:	No
Decision subject to Call-in:	Yes
Enclosures:	None

Section 1 – Summary and Recommendations

This report sets a proposal for publicising the work of Corporate Parenting and Beyond Limits (Harrow's Children in Care Council).

Recommendation: that

- the Panel be requested to authorise the Corporate Director of Children's Services to set up of a display for Councillors - by members of Corporate Parenting and Beyond Limits - on annual basis;
- The display is set up at a time that full Council meet in order to engage all Councillors;
- The first display be set up prior to the April Council meeting;
- Corporate Parenting consider other means by which to engage Councillors in the needs of children looked after.

Reason: (For recommendation)

There is an expectation on Local Authorities from the white paper, 'Care Matters-Time for Change, 2007' and subsequent legislation that councillors understand their corporate parenting responsibilities towards children in care and are committed to fulfilling them.

Corporate Parenting Panel has a pivotal role in promoting the needs of children looked after

Section 2 – Report

Background

In September 1998 Frank Dobson, the then Secretary of State for Health, wrote to all councillors to launch Quality Protects, a five-year programme to transform children's services, underlining their vital role in driving forward the initiative. This launched the concept of corporate parenting and placed collective responsibility on all local authorities to achieve good parenting for all children in the public care. It requires ownership and leadership at a senior level and includes all elected members.

Following on from the plans set out in the white paper, 'Care Matters – A time for Change, 2007', the Children and Young Persons Act, 2008, placed a number of requirements upon Local Authorities and Elected Members, the aim being to improve outcomes for children in care and their families, with corporate parenting, and listening to the views of children and young people being key elements.

There is rolling programme of officer led induction training for Councillors in relation to their Corporate Parenting responsibilities

In addition, members of Corporate Parenting have participated in training events with children looked after which have also been attended by the wider Councillor group.

However, the Cabinet approval of the establishment of Beyond Limits on 18th November 2010, together with their terms of reference and the Harrow Pledge to children looked after, provides a further opportunity to consider a wider engagement with other Councillors.

The setting up of an annual display is seen as one of a number of initiatives by Corporate Parenting, together with Beyond Limits to promote the needs of children looked after with the wider Councillor group.

Options considered

None

Implications of the Recommendation

Approval of the recommendations will provide one of a number of possible means of highlighting both the needs of children looked after and the corporate parenting responsibilities of elected members.

Financial Implications

The financial cost for any printing and leaflets is being met by way of the Care Matters grant which is within the base budget held by the Divisional Director, Children's Services, Safeguarding, Family Placement & Support. No additional cost is anticipated.

Risk Management Implications

Risk included on Directorate risk register? **No**

Separate risk register in place? **No**

Corporate Priorities

The corporate priority this report incorporates is:

- Improve support for vulnerable people

It will provide an opportunity to engage the wider Councillor group with the needs of children looked after and their responsibilities as Corporate Parents.

Section 3 - Statutory Officer Clearance

Name: Emma Stabler	<input checked="" type="checkbox"/>	on behalf of the Chief Financial Officer
Date: 14 December 2010		
Name: Helen Ottino	<input checked="" type="checkbox"/>	on behalf of the Monitoring Officer
Date: 15 December 2010		

Section 4 - Contact Details and Background Papers

Contact: Andreas Kyriacou, Senior Professional, Safeguarding and Review, Children Looked After andreas.kyriacou@harrow.gov.uk

Background Papers: None